

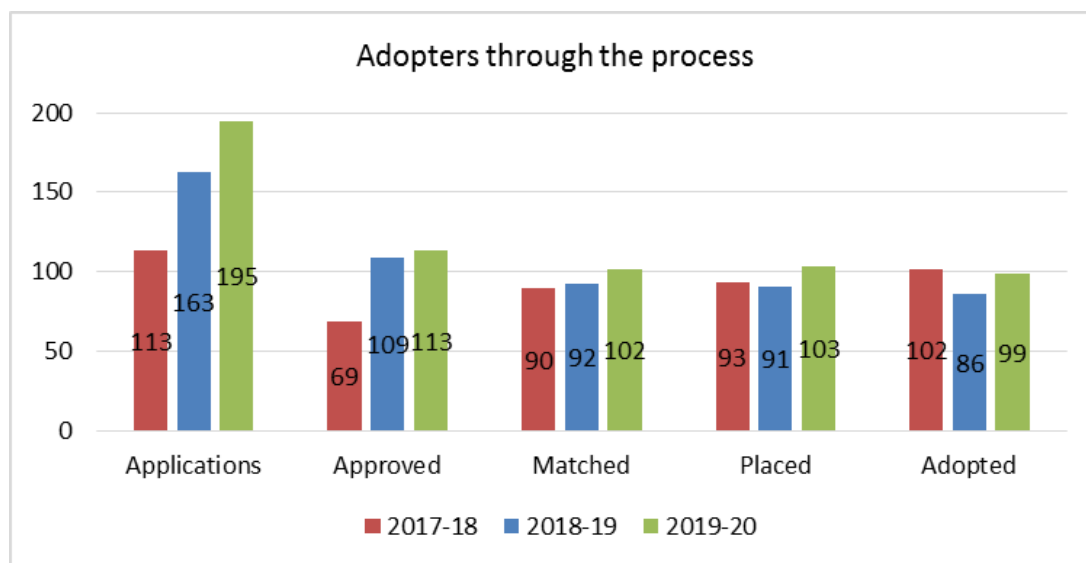


## Highlight Report on Performance for the Board 2019-20 Full Year Bradford

**Sufficiency:** Are enough of the right kind of adopters being recruited and approved to meet the needs of the children waiting:

### Adopter recruitment

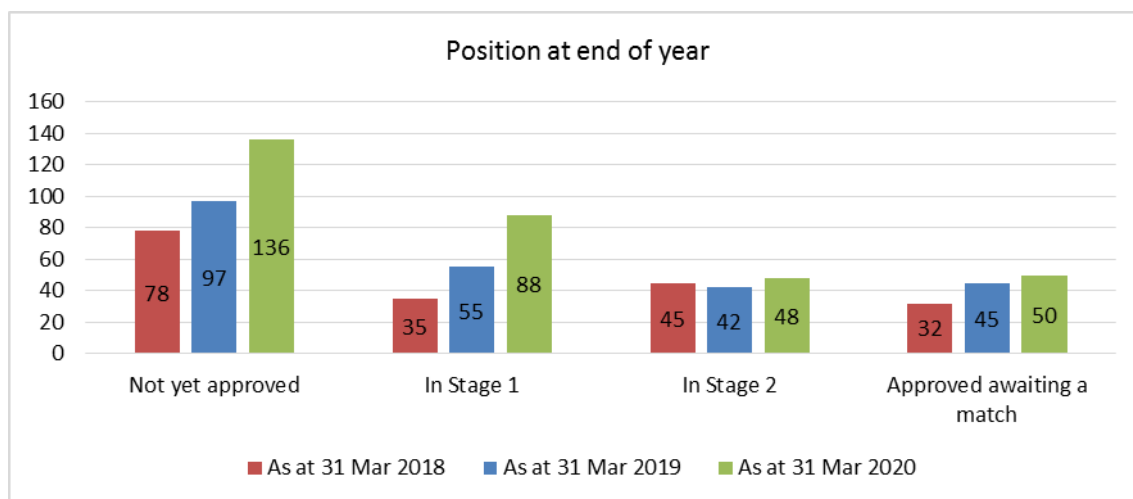
As at 31/3/20, 113 adoptive families have been approved, 102 families have been matched with children, 100 of these being with children from the West Yorkshire region.



Within the 113 households, 219 individuals were approved. Of these, 21 (10%) are from Black and Minority Ethnic (BAME) backgrounds. We need to improve our percentage of BAME carers and keep a focus on ensuring that we approve a full range of adoptive families to meet the range of children requiring placement, while at the same time not relying on matching children with regard to ethnic identity as an overriding factor.

16 households were approved for sibling groups and 34 households were open to Early Permanence Placements. 16 households who were approved were open to children aged 4 years and over. 2 households were able to consider a child with a disability.

There is still more to do around recruiting adopters for sibling groups, which is reflected in the development of additional training to offer additional support to those considering this. This training was due to commence in April 2020, and is now being reviewed and further developed into an online program in response to Covid19.



Of the 163 adoptive families who ended Stage One in 2019/20, the average time in stage one was 3 months; 45% were completed within the 2 month timescale.

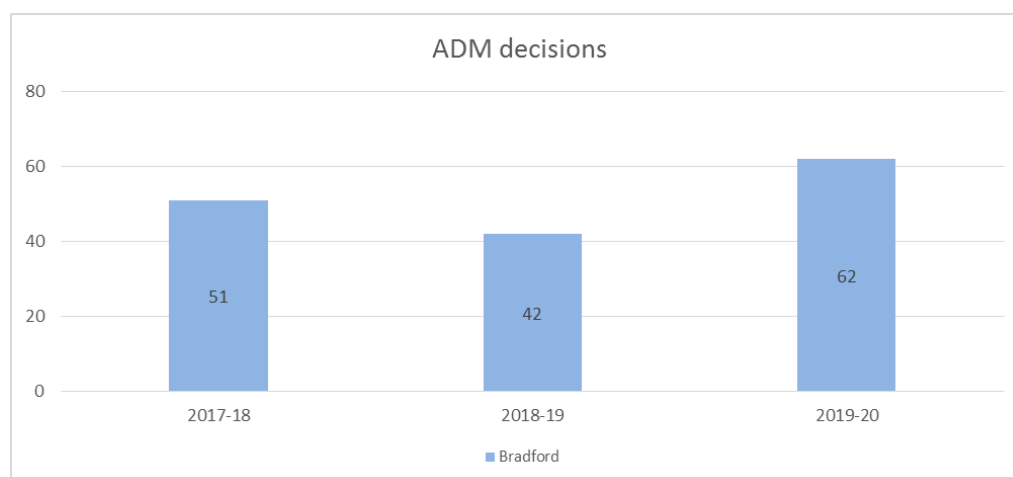
Of the 113 adoptive families who ended Stage Two (Approved) in 2019/20, the average time in stage two was 4 months; 76% were completed within the 4 month timescale.

Analysis of delays during Stage 1 has shown the outstanding GP medical reports and DBS checks are an overriding factor. Obtaining additional information from health consultants and other professionals in response to information contained in health and local authority checks also contributes. Exploration is currently underway to ascertain where changes to process could reduce this delay.

At the end 2019/20 there are 136 families who are not yet approved, 88 of these families are in stage 1 of the assessment process and 48 are in stage 2. OAWY has seen an increase in the number of prospective adoptive families entering the adoption process over the year. This will impact on the number of applicants in stage 2 of the process in the next quarter and should result in an increase in the approved adopters by the end of quarter 1. However, at present some applicants are unable to proceed to stage 2 of the process as a result of Covid19, which may mean that the increase in approved adopters is not seen until later in the year.

### The children with a plan for adoption during 2019- 20

Between 1/4/19 and 31/3/20, 62 children had a plan for adoption ratified by Bradford Agency Decision Makers. 16 of these children had their adoption plan ratified during the final quarter of 2019/20. Of the 62 children, there were 36 female and 26 male children. This is a significant increase on the previous year.



### Ethnicity

Of the 62 children with a plan for adoption ratified so far this year, 84% were from White British backgrounds (including information not obtained) and 10 children (16%) were from Black and Minority Ethnic groups.

### Placement with Siblings

As a general principle, siblings will be placed together; however, due to the individual needs of children, this is not always appropriate and cannot always be achieved. It is essential that sibling assessments are carried out to ensure good quality decision making and support plans are evidence based if children are placed together or apart. The numbers of children requiring adoption in sibling groups at the end of the year is 43 children (this includes those with a match and/ or placed). Of the 11 children placed from this cohort during 2019-20, 9 were placed apart from their siblings, which reflects the care plan for each child.

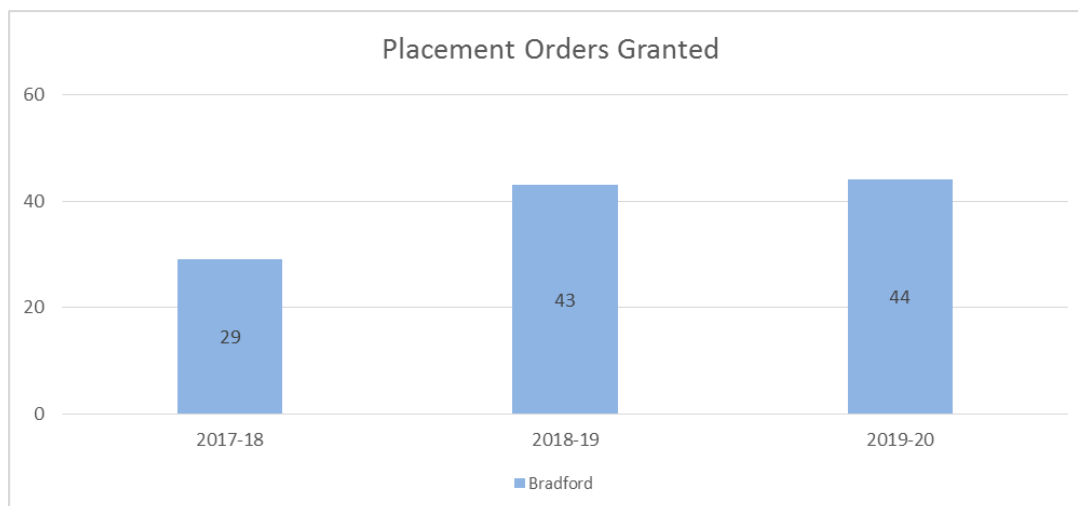
### Children with an adoption plan

As of the end of March 2020 there are 61 children with a plan for adoption from Bradford not currently placed and requiring adopters. 30 children out of the 61 are under 2 years, 22 are between 2 and 4 years and 9 children are 5 years of age or older. One of these 61 children 1 has a potential match identified and links are being pursued for other children.

## Highlight Performance Report

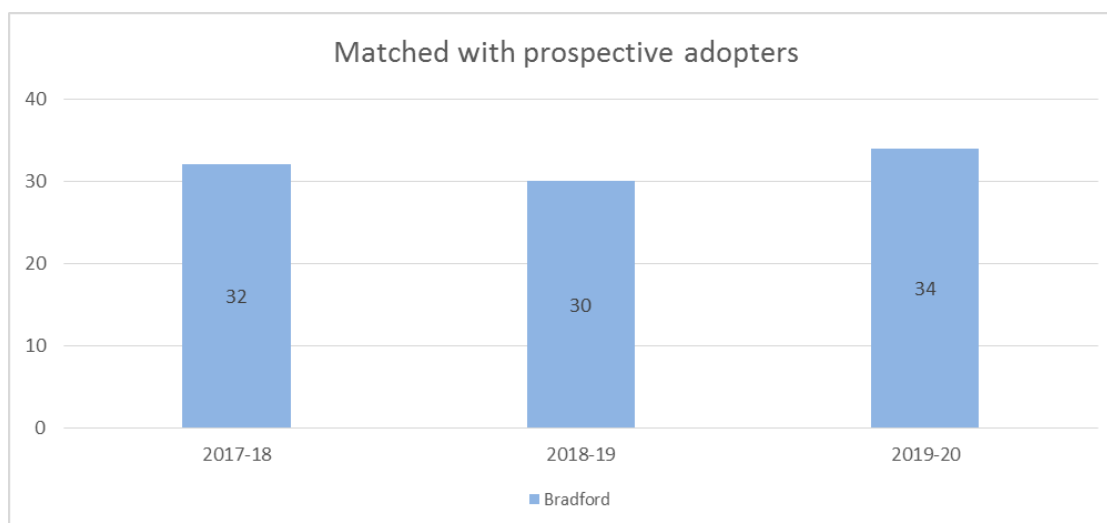
From the children with an adoption plan there are 32 girls and 29 boys, and 20% are children from BAME backgrounds. There are 30 children part of a sibling group.

18 of these children do not yet have a Placement Order, giving Court authority to place them for adoption. Family Finding is ongoing for 43 children.

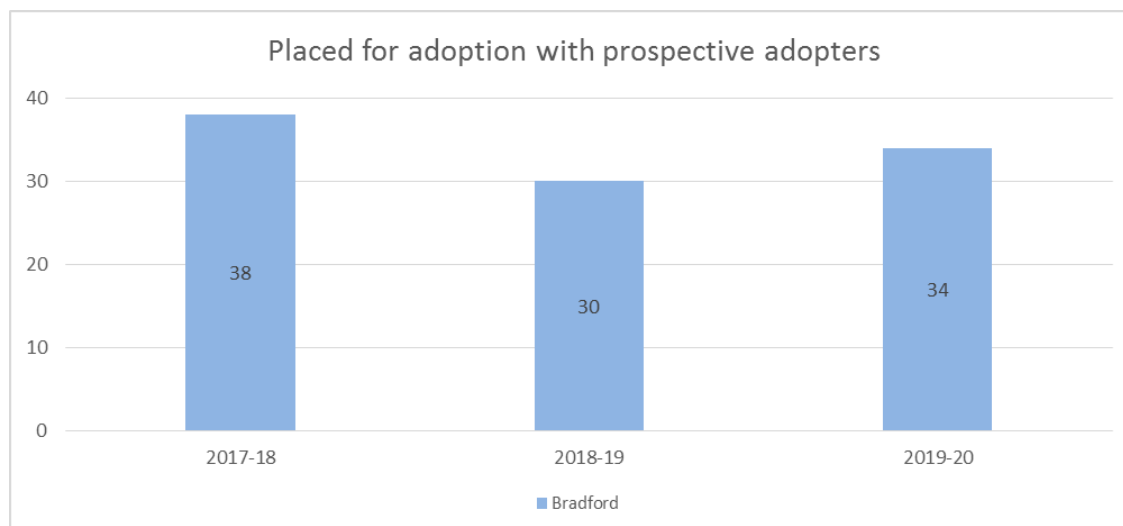


Over the course of 2019/20 the number of Placement Orders has remained relatively consistent each month and reflects the number of Placement Orders made during the previous year.

**Timeliness:** Are children being matched and placed without delay including those children who wait longer?



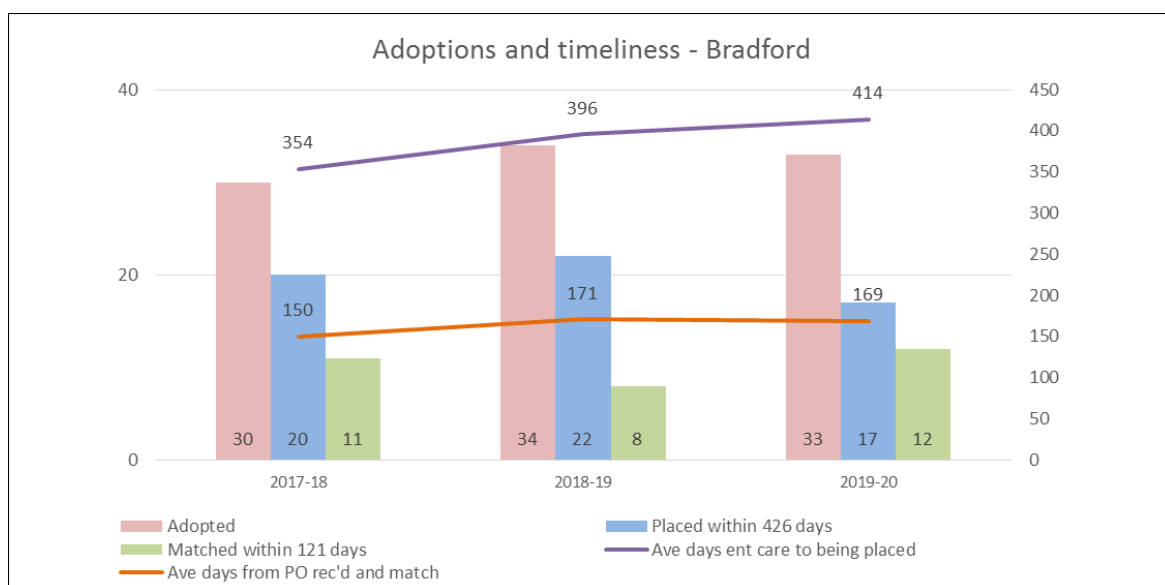
## Highlight Performance Report



During 2019/20 34 children have been matched and 34 children have been placed with prospective adopters.

Of the children placed 7 children were from BAME backgrounds, 14 children were placed as part of a sibling group and 1 child was aged 5 or over.

### A1 indicator (children adopted)

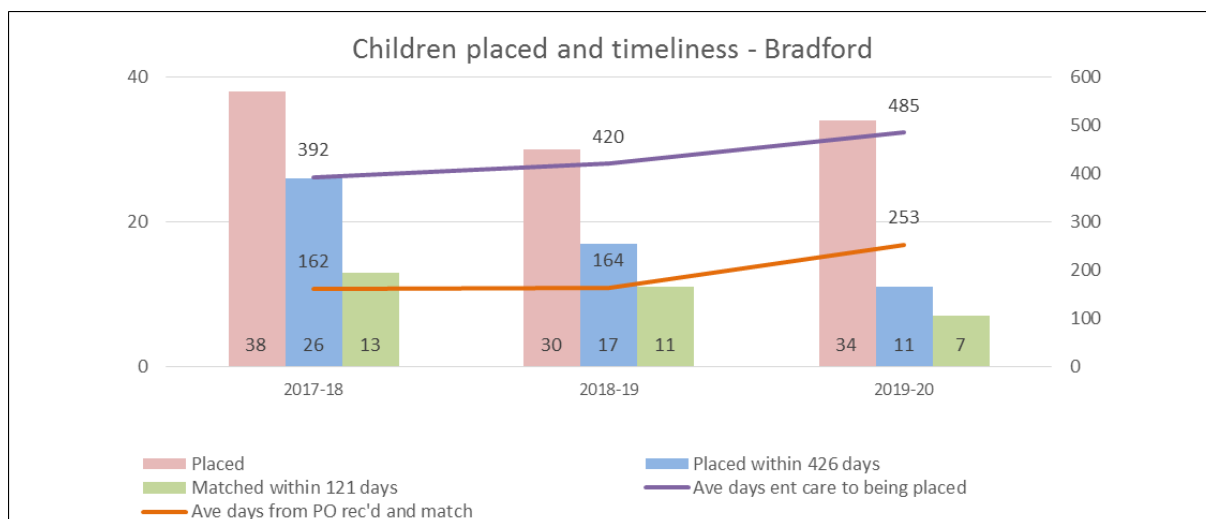


The graph immediately above is with regard to children adopted in the period. The A1 scorecard indicator of children adopted is 414 days and below the national indicator of 426 days.

The A2 scorecard indicator for children adopted is 169 days, which is above the national indicator of 121 days, but has improved since 2018/19.

Of the 33 children adopted in 2019/20, 15 of these were classed as a children who wait longer to match; this affects the overall average timeliness. Without these children the A1 average is 378 days and the A2 average is 130 days.

## A1 indicator (children placed)



Of the 34 children placed in 2019/20, 16 children had more than 500 days between entering care and being placed making the average 485 days, without these 16 children it brings the average down to 363 days, well within the 426 day indicator.

Of the 16 children, 11 were children who wait longer (e.g. classed by the DfE as harder to place children):

- 1 was aged 5+ years;
- 8 were part of a sibling group;
- 5 was Black and minority ethnic (BAME).

## **A2 indicator of the children placed:**

27 of the 34 children placed in 2019/20 took more than 121 days from Placement Order to match.

14 of the 27 children were part of a sibling group, who often wait longer to be placed with adoptive families. Of the remaining 13 children, 4 were from BAME backgrounds.

At the end of March 2020 there are 12 children who have been waiting for at least 18 months since entering care and are not yet placed for adoption:

11 are classed as “hard to place” children (5+years old, sibling group, disability, BAME), of which 5 have more than one of these characteristics. 1 of the 12 children is, however, not classed as hard to place.

This child entered into a residential assessment with his birth father after entering care and spent a period of time having been rehabilitated home before being placed in foster care. After a period of unsuccessful family finding, both locally and nationally, his foster carer expressed an interest in keeping him in her care and this is now being explored.

**Support:** Is the right kind of support being provided?

At the end of March 2020 there were 137 cases allocated to the Adoption Support Service from Bradford who have an Adoption Support Plan and are in receipt of or are awaiting therapeutic support via the Adoption Support Fund.

Between 1<sup>st</sup> April 2019 and 31<sup>st</sup> March 2020, 96 successful applications have been made to the Adoption Support Fund in respect of adopted children in Bradford accessing £355,841.81 for therapeutic support.

There has been an increase in referrals for Adoption Support services; there were 10 families from Bradford awaiting allocation at the end of March 2020. In the interim all the families continue to have access to the Core Support Services and some are accessing these. We hold monthly tracking and allocation meetings to ensure those families who are waiting are discussed routinely and progress to allocation is monitored. Keep in touch phone calls are made to some families who are waiting for an allocated worker.

There are currently 240 letterbox contact plans facilitated for Bradford children and young people by One Adoption West Yorkshire.

Between 1<sup>st</sup> April 2019 and 31<sup>st</sup> March 2020, 269 referrals were made to PAC-UK for families inclusive of adult adoptees, birth parents/relatives across West Yorkshire. 46 (17%) were families living in Bradford.