

Report of the Bradford West Area Coordinator to the meeting of Bradford West Area Committee to be held on Wednesday 16 September 2015

Subject:

Street Cleansing – progress report

Summary statement:

This report provides a further update of Street Cleansing services in Bradford West in 2015 and provides current financial and staffing information.

Steve Hartley
Strategic Director of Environment and Sport

Report Contact: Damian Fisher
Phone: (01274) 437146
E-mail: damian.fisher@bradford.gov.uk

Portfolio:

Environment, Sport and Sustainability

Overview & Scrutiny Area:

Environment and Sport

1. SUMMARY

1.1 This report provides a further update of Street Cleansing services in Bradford West in 2015 and provides current financial and staffing information.

2. BACKGROUND

2.1 This report provides an update on the operation and performance of the Street Cleansing Service.

2.2 Performance

2.2.1 The service conducts regular surveys of each Ward to establish a local snapshot of environmental indicators for performance management purposes. The grading methodology is derived from the former Best Value National Performance Indicator - NI 195 indicator and the sample selection process has been adapted to specifically suit Ward based surveying.

2.2.2 In each Ward approximately six to eight priority streets are graded every month. These are areas of high pedestrian footfall, main roads or retail areas. In addition the monitoring officer will select a further seven to nine streets to include in the survey.

2.2.3 Grades for litter, detritus, graffiti, fly posting and weeds are awarded as follows:

- A None present
- B+ Almost clear
- B Some present but not below acceptable standard
- B- Part of street falls below an acceptable standard (half-fail)
- C Street falls below acceptable standard
- C- Very poor condition
- D Street is completely affected

2.2.4 Appendix 1 shows the performance in terms of measured cleanliness with regards to litter, detritus, graffiti and fly posting from 2011 to 2015.

2.2.5 These indicators give an overall picture of the cleanliness of the Ward and serve as early warning signs for specific problems. They can also provide the information needed to move resources in order to target problematic areas.

2.2.6 In terms of litter Bradford West has seen a reduction of 22.6% to 15.2% from 2013/14 to 2014/15. Although encouraging this figure is still high. Of note City, Toller and Manningham show marked decreases in litter levels with the other wards showing only slight changes.

2.2.7 However, Detritus has increased from 8.8% to 10.2% overall with the notable increase in Thornton & Allerton.

2.2.8 Graffiti has shown a marked increase from 0.8% to 9.1% and Fly posting also has shown an increase in all wards with an overall increase from 1.4% to 5.5%.

2.3 Reports of Cleansing complaints. Appendix 2

2.3.3 In terms of Street Cleansing reports Appendix 2 shows the number of calls to the contact centre have increased in all wards. Numbers are still relatively low however with an average of 2 to 4 per week.

2.3.2 Fly tipping – Number of fly tipping reports remains stable across the area (1341 in 2013/14 to 1354 in 2014/15).

2.4 Area Initiatives

The Bradford West Area co-ordinator's Office holds resources which can be used to support any clean up day, or local litterpicks organised across the Constituency by ward members, ward officers, local community groups and volunteers.

We would also allocate other resources as appropriate to support and assist in clean up days or days of action involving our key partner's e.g. Street sweeping, gulley cleansing, Street cleansing operatives and Ancillary services (graffiti team) and would also consider deploying Council Wardens or Youth services, where the engagement of young people is desired and it would add value to the activity.

We also engage with our internal partners in the refuse team or environmental protection to look at recycling options or enforcement issues within wards and trade waste and containment issues.

We can also arrange for appropriate signage to be placed on existing street furniture where there is a particular problem identified e.g. dog fouling or littering or fly tipping.

At least 17 projects were directly funded out of AAP monies by Ward Councillors which contributed to environmental improvements relating to Street Cleansing.

The resources we hold at the disposal of the Area Office are other than staffing detailed elsewhere in this report:

- Litter pickers (adults and children's)
- Set of six High visibility tabards with names of the wards printed on them
- Shovels
- Brushes
- Spades
- Gloves (various sizes and types)
- Refuse collection bags
- Dog waste bags
- Litter Bins – which are sometimes sponsored by schools or businesses

Ward Based activity

City Ward

- Tackling problems related to environmental issues around build outs – on Stratford Road and St Margaret's Terrace

- Installation of Litter Bin – Eldon Place
- Tackling littering and fly tipping around Ebenezer Place
- Working with Community Payback to tackle fly tipping over grown vegetation rears of Estcourt Road.
- No Fly tipping signs to be placed on rear of Ebenezer Place and Stratford Road.
- Working with Councillors identifying and tackling environmental issues in ward.

Clayton and Fairweather Green

- Resources held locally (Lower Grange Community Centre (6 x litter pickers)
- Girl Guides group held a clean up day on 14 May in Clayton Village
- Supported Allergrange Fun Day on 18 May by collecting bagged up refuse.
- Installed Two litterbins in Rhodesway – sponsored by Dixon’s Allerton Academy
- Currently signing up people to the Green Dog walkers scheme

Activity still to complete

Planting out on Rhodesway of daffodil bulbs

Litter pick on Rhodesway and surrounding area

Promote Green Dog Walkers scheme

Heaton Ward

- Walkabout with ward Councillors, Ward Officer, Council Warden and local residents to identify environmental issues around Frizinghall
- Day of Action held to clear gullies in Frizinghall
- Letters dropped to residents at Shipley Fields Road and Kay Street about waste left on doorsteps and backstreets
- Clean Team, Council Warden and Councillors conducted clear up of fly tipping in Frizinghall
- Community Payback cut back vegetation around Frizinghall Community centre and the Multi Use Games Area in August to support the cricket coaching sessions
- Benches removed from Sowden Road causing ASB and litter
- Letter drop of Spring Gardens Road for waste collection issues
- Ward walk with Councillors, Council warden and Ward Officer around upper Heaton to look at various environmental issues

Manningham Ward

- Partnership created with Sharing Voices volunteers, Community Payback, Clean Team, Council Wardens and resident volunteers to litter pick in scheduled clean ups in the following areas over two phases – February to March and September to October 2015
 - Eldon Place – Clean Up and Installation of 3 bins
 - Blenheim Mount litter
 - Park View Road
 - Hanover Square

- Cornwall Road
- St. Michael's Road/ Woodlands Street
- Oak Avenue, Woodside, North Avenue
- Cornwall Road, Midland Road
- Hollings Road, Dalton Terrace
- Back of Manningham Library

St. Michael's Road Clean Up – before and after



Thornton and Allerton

- Clean up day held on 13 July around Market Street
- Young people litter picking weekly throughout May in Thornton
- Litter pick resources (6 x litter pickers) kept locally to assist in a weekly clean up activity supported by ward members and volunteers
- Supported care home for special needs, residents given resources to litterpick Oaks Lane area (2x litterpick sticks)
- Installed litter bin on Great Northern Railway trail at Rowlands Close
- Installed a litter bin on Stoney Lane
- Installed Two extra litter bins in Kipping Gardens in Thornton
- Replaced Two litter bins on Thornton Road
- Currently signing up people to the Green Dog walkers scheme

Activity still to complete

No dog fouling and No littering signage on Market Street and West Lane in Thornton and Victoria park

Clean up of the Millennium Green in Allerton

Promote Green Dog Walkers scheme

Toller

- Mini days of action tackling litter/gullies in back streets in Girlington
- Litter pick with children and parents from St Edmunds Children Centre
- Litter picks with children and staff from Whetley Academy
- Installation of litterbin on Whetley Lane as part of environmental project with Whetley Primary School
- Clearing fly tipped area rear of Bonn Road – Community Payback, children from Margaret McMillan Primary School and resident volunteers
- Working with Community Payback to clear leaves around BRI
- Working with Community Payback; to clear overgrown vegetation in the Lilycroft Estate, rears of Farcliffe Road area, litter picking bottom of Girlington.
- Working in partnership with Transco to clear substation rear of Scotchman Road.
- Walk-about with Councillors identifying and tackling environmental issues in ward.
- Litter pick with volunteers around Girlington Centre and surrounding streets.
- Litter pick with children from Al Mustafah Education and Cultural centre.
- No Fly tipping signs to be placed on rear of Bonn Road and Silk Street

3. OTHER CONSIDERATIONS

- 3.1 Recently the roles of the Street Cleansing Managers and Warden Managers across the district have amalgamated to ensure closer working arrangements and relationships between the street cleansing and Council warden operations.
- 3.2 The service is currently developing new routes for the mechanical sweeping service with the intention of providing up to date routes based on frequency of clean. It will be the intention to provide a timetable of cleaning on the Council's app so that the public can see when streets will be swept. It is hoped to have new routes by

December 2015.

4. FINANCIAL & RESOURCE APPRAISAL

- 4.1 The budget and staffing resources for Street Cleansing in Bradford West is provided from within the existing resources of Neighbourhood Service and Customer Services (see Appendix 3).

5. RISK MANAGEMENT AND GOVERNANCE ISSUES

- 5.1 There are no significant risks arising out of the proposed recommendations in this report.

6. LEGAL APPRAISAL

- 6.1 There are no specific legal implications.

7. OTHER IMPLICATIONS

7.1 EQUALITY & DIVERSITY

- 7.1.1 The Street Cleansing Service provides coverage and support for all residents and visitors to Bradford West.

7.2 SUSTAINABILITY IMPLICATIONS

- 7.2.1 Sustainability considerations are an element in actions taken to address priorities within all ward plans supported by the work of Clean Teams.

7.3 GREENHOUSE GAS EMISSIONS IMPACTS

- 7.3.1 No significant implications. However in terms of waste collected Street Cleansing teams always separate and recycle materials where it is practicable to do so, thereby diverting waste for landfill.

7.4 COMMUNITY SAFETY IMPLICATIONS

- 7.4.1 There are no specific community safety implications.

7.5 HUMAN RIGHTS ACT

- 7.5.1 No direct implications arising from the Human Rights Act.

7.6 TRADE UNION

- 7.6.1 Management continue to meet regularly with the trade unions with regards the impact of the budget proposals affecting the service and staff.

7.7 WARD IMPLICATIONS

- 7.7.1 The work of the Clean Teams will help to address issues in all the wards within

Bradford West.

8. NOT FOR PUBLICATION DOCUMENTS

8.1 None.

9. OPTIONS

9.1 The Area Committee has the option to redirect the Street Cleansing resources within the Bradford West area.

9.2 As a devolved service the Area Committee has the option to have significant input into shaping the Street Cleansing service particularly when developing the Ward Plans.

10. RECOMMENDATION

10.1 That the committee notes the content of the report.

11. APPENDICES

11.1 Appendix 1 – Performance – Litter, Detritus, Graffiti and Fly posting

11.2 Appendix 2 – Street Cleansing and Fly tipping Reports to the Contact Centre

11.3 Appendix 3 – Budget and Resources

12. BACKGROUND DOCUMENTS

12.1 Document 'V' Devolution to Area Committee – Street Cleansing, Bradford West Area Committee 21 November 2012

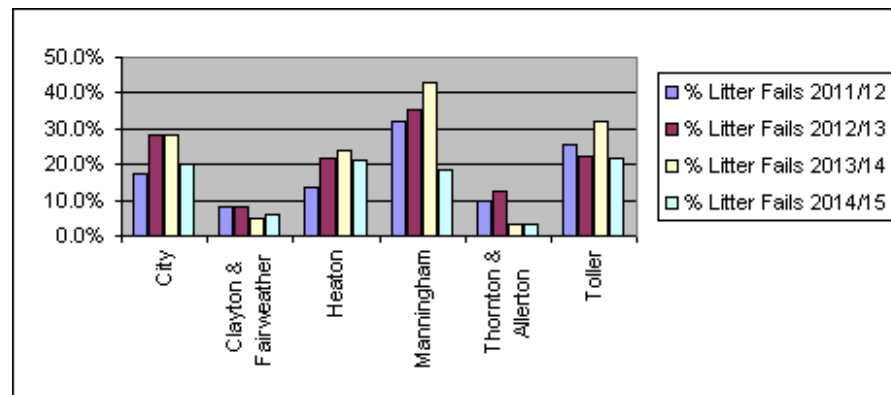
12.2 Document 'E' Street Cleansing – Devolution, Bradford West Area Committee 10 July 2013

12.3 Document 'AA' Street Cleansing – Devolution, Bradford West Area Committee 6 November 2013

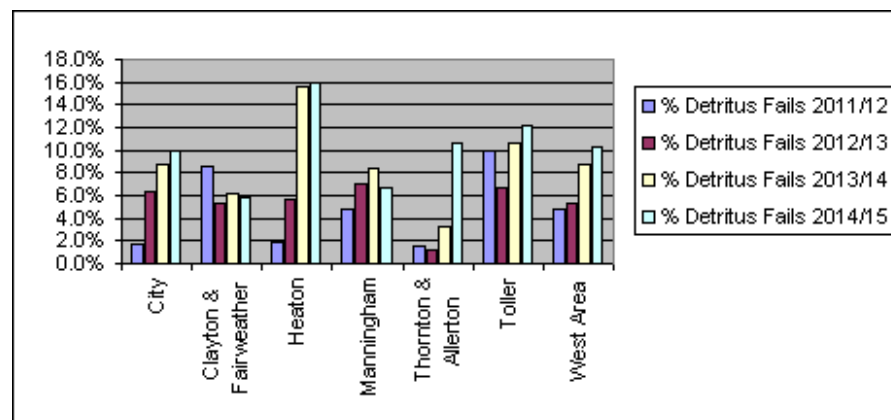
12.4 Document 'G' Street Cleansing – Devolution, Bradford West Area Committee 23 July 2014

PERFORMANCE ON LITTER, DETRITUS, GRAFFITI AND FLY POSTING

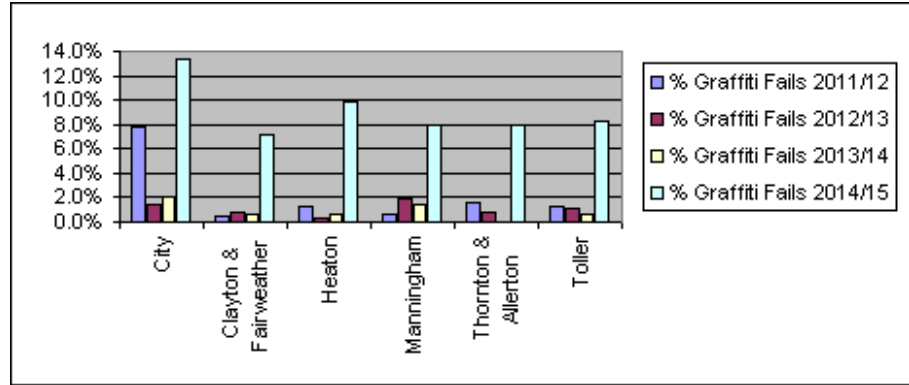
Ward	% Litter Fails 2011/12	% Litter Fails 2012/13	% Litter Fails 2013/14	% Litter Fails 2014/15
City	17.3%	28.5%	28.0%	20.0%
Clayton & Fairweather	8.0%	8.1%	5.0%	5.9%
Heaton	13.8%	22.0%	23.9%	21.4%
Manningham	31.9%	35.2%	43.1%	18.7%
Thornton & Allerton	9.9%	12.3%	3.3%	3.3%
Toller	25.3%	22.2%	32.2%	21.7%
West Area	17.7%	21.4%	22.6%	15.2%



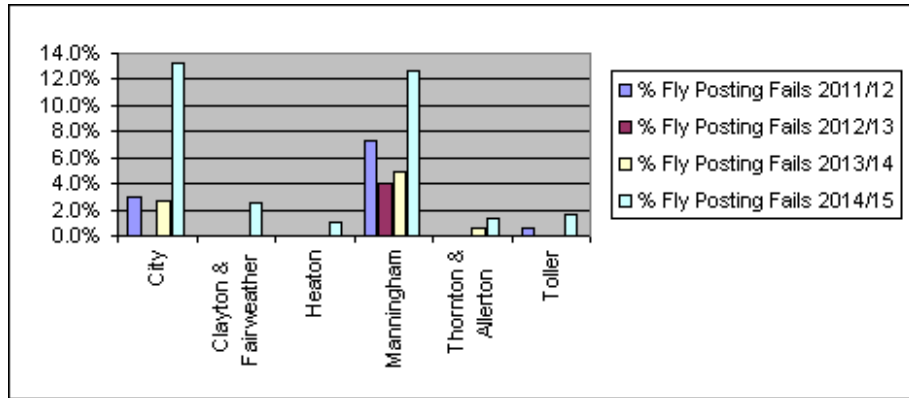
Ward	% Detritus Fails 2011/12	% Detritus Fails 2012/13	% Detritus Fails 2013/14	% Detritus Fails 2014/15
City	1.8%	6.3%	8.7%	10.0%
Clayton & Fairweather	8.5%	5.4%	6.1%	5.9%
Heaton	1.9%	5.7%	15.6%	15.9%
Manningham	4.8%	7.0%	8.3%	6.7%
Thornton & Allerton	1.6%	1.1%	3.3%	10.7%
Toller	9.9%	6.7%	10.6%	12.2%
West Area	4.7%	5.4%	8.8%	10.2%



Ward	% Graffiti Fails 2011/12	% Graffiti Fails 2012/13	% Graffiti Fails 2013/14	% Graffiti Fails 2014/15
City	7.7%	1.5%	2.0%	13.3%
Clayton & Fairweather	0.5%	0.8%	0.6%	7.2%
Heaton	1.3%	0.4%	0.6%	9.9%
Manningham	0.6%	1.9%	1.4%	8.0%
Thornton & Allerton	1.6%	0.8%	0.0%	8.0%
Toller	1.2%	1.1%	0.6%	8.3%
West Area	2.2%	1.1%	0.8%	9.1%

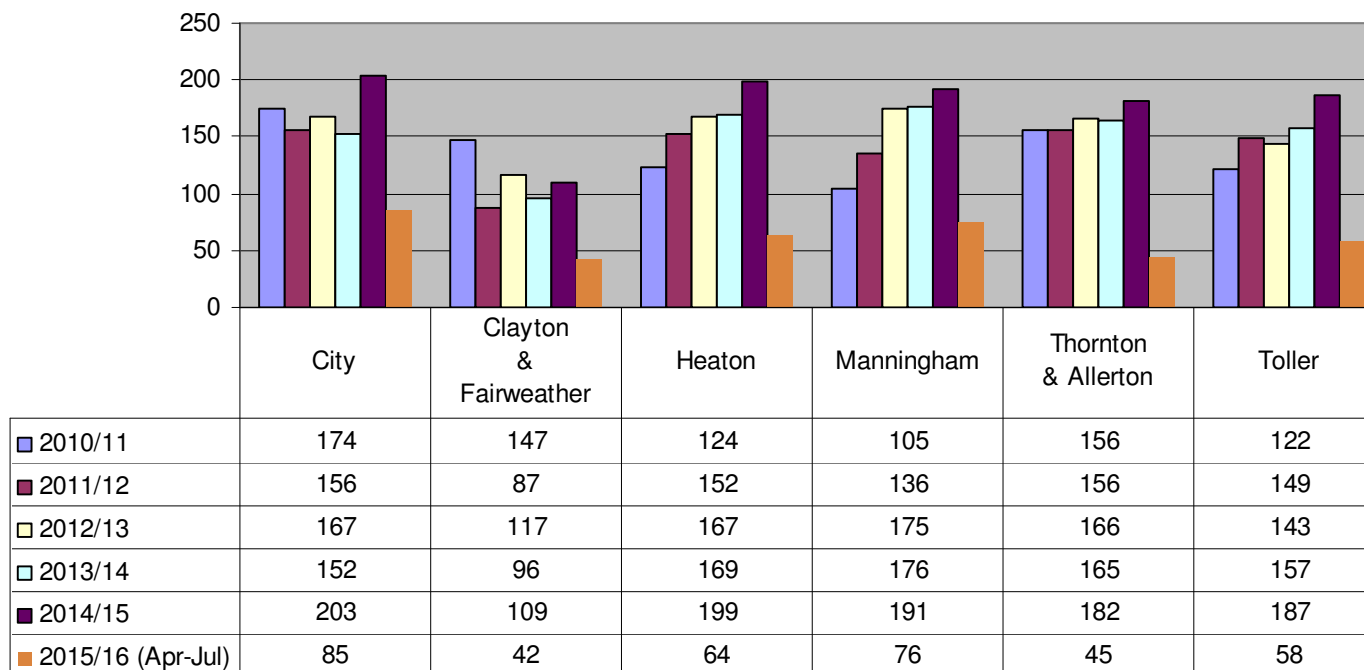


Ward	% Fly Posting Fails 2011/12	% Fly Posting Fails 2012/13	% Fly Posting Fails 2013/14	% Fly Posting Fails 2014/15
City	3.0%	0.0%	2.7%	13.3%
Clayton & Fairweather	0.0%	0.0%	0.0%	2.6%
Heaton	0.0%	0.0%	0.0%	1.1%
Manningham	7.2%	4.1%	4.9%	12.7%
Thornton & Allerton	0.0%	0.0%	0.6%	1.3%
Toller	0.6%	0.0%	0.0%	1.7%
West Area	1.8%	0.7%	1.4%	5.5%

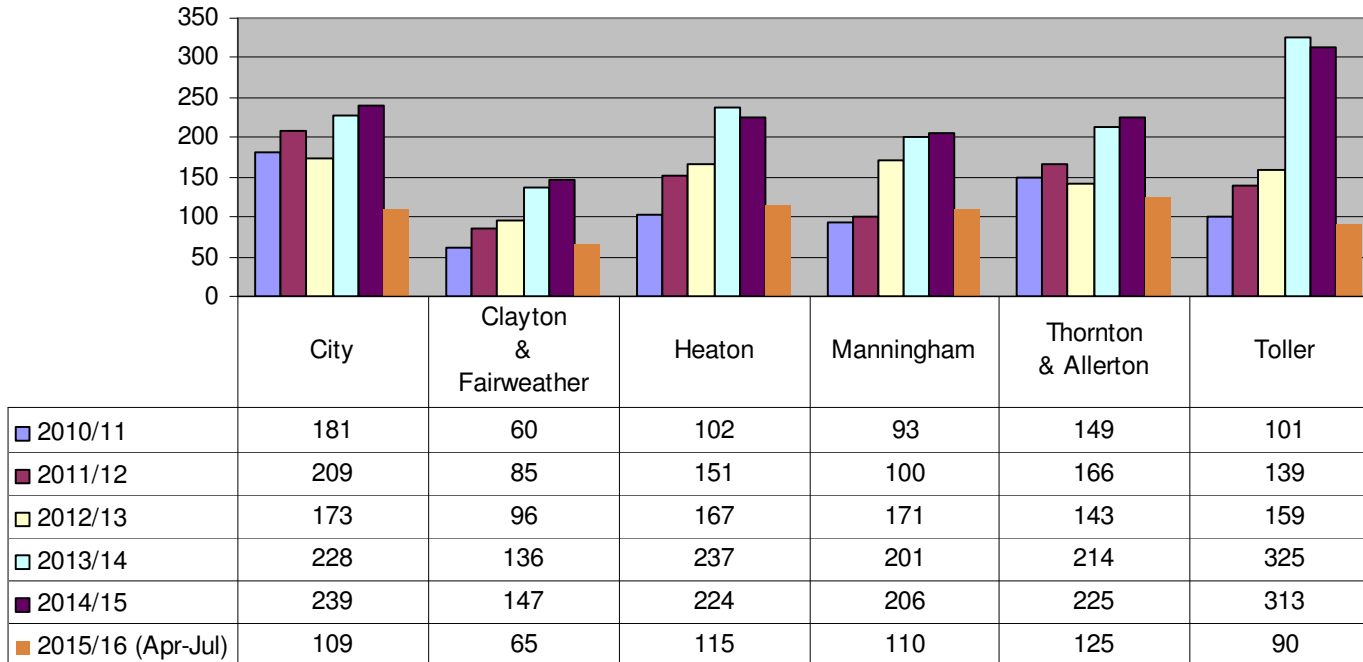


REPORTS TO THE CALL CENTRE ON STREET CLEANSING REPORTS AND FLYTIPPING

Street Cleansing by Bradford West Wards



Flytipping by Bradford West Wards



APPENDIX 3

BUDGET AND RESOURCES

Manningham

Management & supervisory	3,954
Driver	23,763
3 ops	50,134
Vehicle	12,000
Lge mech veh + driver (one-eighteenth)	3,514
Sml mech veh + driver (one-half)	22,908
Supplies & services	11,605
Income	-3,000
	124,877

Thornton and Allerton

Management & supervisory	3,954
1 Driver (sharing with Clayton & Fwthr Green)	11,882
4 ops (sharing with Clayton & Fwthr Green)	33,192
Vehicle (sharing with Clayton & Fwthr Green)	6,000
Lge mech veh + driver (one-eighteenth)	3,514
Sml mech veh + driver (one-half)	22,908
Supplies & services	11,605
Income	-3,000
	90,053

Heaton

Management & supervisory	3,954
Driver	23,763
3 ops	50,826
Vehicle	12,000
Lge mech veh + driver (one-eighteenth)	3,514
Sml mech veh + driver (one-half)	22,908
Supplies & services	11,605
Income	-3,000
	125,569

City

Management & supervisory	3,954
Driver	23,763
4 ops	67,076
Vehicle	12,000
Lge mech veh + driver (one-eighteenth)	3,514
Sml mech veh + driver (one-half)	22,908
Supplies & services	11,605
Income	-3,000
	141,819

Clayton and Fairweather Green

Management & supervisory	3,954
1 Driver (sharing with Thornton & Allerton)	11,882
4 ops (sharing with Thornton & Allerton)	33,192
Vehicle (sharing with Thornton & Allerton)	6,000
Lge mech veh + driver (one-eighteenth)	3,514
Sml mech veh + driver (one-half)	22,858
Supplies & services	11,606
Income	-3,000
	90,004

Toller

Management & supervisory	3,954
Driver	23,763
3 ops	50,134
Vehicle	12,000
Lge mech veh + driver (one-eighteenth)	3,514
Sml mech veh + driver (one-half)	22,908
Supplies & services	11,606
Income	-3,000
	124,878

TOTAL WEST AREA **697,200**