

# Bradford West Locality Plan 2022-25

This plan aligns our District and Council plan objectives with local neighbourhoods, it incorporates the direction of travel for our District ensuring a strong, healthy and fair society, living within environmental limits, achieving strong, resilient and prosperous communities. This plan brings those communities closer together with service providers to plan and deliver better services which meet the needs of the people who use them.

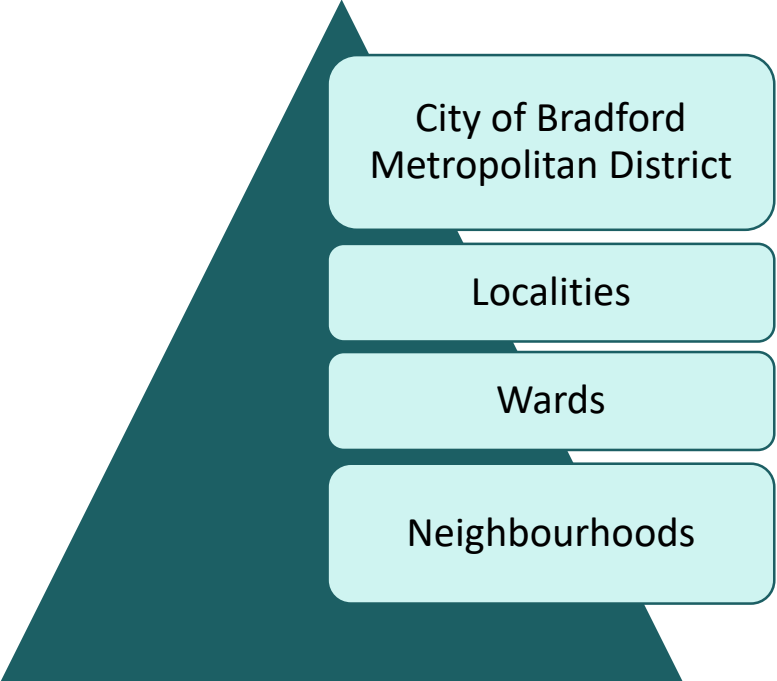
The localities plan incorporates broad strategic aims in order to deliver tangible actions in neighbourhoods and communities, incorporating Bradford's sustainability goals, the JSNA and the cultural strategy working hard towards targeting the inequalities that our communities may experience. During the listening and engagement phase of this plan, participants were overwhelmingly clear that we celebrate and grow the existing strengths, skills and positivity to build further achievements through a prevention and early intervention ethos.

Bradford West covers a diverse area from Bradford city centre to beyond Thornton and to the Calderdale boundary. We take in urban, suburban and rural, residential and industrial areas. It includes well known locations such as the National Media Museum, Valley Parade, Bradford Royal Infirmary, St Luke's Hospital, Chellow Dene, Heaton Woods, Listers Mill, Bradford University and College, Lister Park and Museum and Heaton Woods. Our mix of communities includes single pensioner households, large families with young children, and people from many different religious and cultural backgrounds.

Bradford West incorporates the City centre which is overflowing with investment, growth and restructuring, this undoubtedly has a positive impact on the neighbourhoods in Bradford West leading to increased local jobs, opportunity and investment. Parks and open spaces have been revitalised through direct Council investment, encouraging healthy lifestyles, ensuring a better mix of play spaces provision close homes, as well as destination facilities like the investment in Lister Park. Bradford West has seen recent investment in preventative Mental Health Hubs, transformational change in family play and physical activity through the JU:MP programme and the increased connectivity with the West Bradford Cycling Superhighway.

This means residents in Bradford West can expect to benefit from clean, green environments. The route improvement programme on the A650 Bradford Road / Keighley Road / Manningham Lane/Hamm Strasse into a high-quality green route with improvements for buses, pedestrians and cyclists, will have a direct positive impact on residents of Bradford West. The introduction of the Clean air zone will result in improved health outcomes for residents. In 2021/22 the VCS sector has an uplift of over £270,000 through the Council's ARG fund, investing in sustainability, entrepreneurialism and future proofing much needed community buildings.

# Definition of Terms



City of Bradford  
Metropolitan District

Localities

Wards

Neighbourhoods

There are 3 important levels at which decisions are made across Bradford; District, Locality and Ward. Sub-ward level neighbourhoods exist through a more informal arrangement.

## **Locality:**

The physical geographies in which locality working is delivered; primarily the 5 constituencies of Keighley, Shipley, Bradford West, Bradford East and Bradford South. Also known as an 'Area'.

## **Ward:**

An administrative division of a locality that elects and is represented by 3 ward councillors. There are 6 wards per locality and 30 wards in total.

## **Neighbourhood:**

At sub-ward level, residents may identify with a particular neighbourhood e.g. Braithwaite. This is a more informal local structure.

## **Prevention:**

Preventing or delaying problems from arising in the first place so that everyone across the Bradford District – whatever locality they come from – can live a long, healthy, and full life.

## **Early Help:**

Tackling problems head-on as soon as they emerge, intervening early before problems escalate.

# Foreword: Bradford West Area Committee Chair –Cllr Mohammed Amran and Area Coordinator – Noreen Akhtar

- The Bradford West Locality Plan (2022-25) has developed during a period of unprecedented challenge and uncertainty as we continue to work alongside residents, communities, and local partners to tackle Covid-19 and its effects on our communities.
- The response and support by individuals, communities and local partners across the West constituency during the Pandemic has been phenomenal.
- The residents of Bradford West, and all the Neighbourhoods and Villages that make up the constituency, have truly demonstrated that People Can make a difference, highlighting key strengths and further potential.
- This plan seeks to harness this positive energy over the next three years (and beyond) as we adapt to living with Covid-19 and build a better future.
- We want the Locality Plan to be ambitious and forward thinking. Our vision is to build active, engaged and sustainable communities where local voices are heard and citizens are empowered to work alongside public agencies and partners to address the needs and issues of the locality. We will concentrate on **our strengths and assets** to enhance **community capacity** and **tackle inequalities**.
- It is important that we focus on a social model of **prevention** as well as **intervening early** when problems do emerge so that everyone can live a long, healthy, and full life.
- We understand that Bradford West forms an important part of wider plans for the District. This is why we have aligned our locality and ward specific priorities to the **District Priority Outcomes**: Better Skills, More Good Jobs and a Growing Economy, Decent Homes, Good Start, Great Schools, Better Health, Better Lives, Strong, Safe and Active Communities, and a Sustainable District.



Cllr Mohammed Amran  
Bradford West Area Chair

This plan is everybody's business!  
To make a significant positive difference in the  
Constituency, we need everybody to get involved.



Noreen Akhtar  
Area Coordinator

# Your Local Team and Councillors

## Bradford West Locality

Area Committee Chair: Cllr Mohammed Amran

Area Co-ordinator: Noreen Akhtar

### City Ward



Councillor  
Aneela Ahmed



Councillor  
Nazam Azam



Councillor  
Shakeela Lal

Ward Officer: Arshad Mahmood  
Assistant Ward Officer: Asam Najib

### Clayton and Fairweather Green Ward



Councillor  
Margaret Alipoor



Councillor  
Sinead Engel



Councillor Carol  
Thirkill

Ward Officer: Debbie Thornton  
Assistant Ward Officer: Zakiyah Ahmed

### Heaton Ward



Councillor  
Mohammed  
Amran



Councillor Ibrar  
Hussain



Councillor  
Nussrat  
Mohammed

Ward Officer: Arshad Mahmood  
Assistant Ward Officer: Asam Najib

### Manningham



Councillor  
Sameena Akhtar



Councillor  
Shabir Hussain



Councillor  
Sarfraz Nazir

Ward Officer: Debbie Thornton  
Assistant Ward Officer: Zakiya Ahmed

### Thornton And Allerton Ward



Councillor Sue  
Duffy



Councillor Karen  
Regan



Councillor  
Beverley  
Mullaney

Ward Officer: Masood Gondal  
Assistant Ward Officer: Peter Lawrence

### Toller Ward



Councillor  
Arshad Hussain



Councillor  
Kamran Hussain



Councillor Fozia  
Shaheen

Ward Officer: Masood Gondal  
Assistant Ward Officer: Peter Lawrence

For more information about your councillors including contact details and surgery times, please visit our [webpage](#).

# About the Locality Plan

What is the plan?	Why have one?	How did we develop it?	How do we deliver it?	Who's involved?
<ul style="list-style-type: none"><li>• A working document for what we want to achieve to create as good a quality of life as possible for the people living here.</li><li>• It includes information about our strengths, needs and issues and informs our key local priorities.</li><li>• Some priorities relevant to the whole of Bradford West locality while others are ward specific.</li></ul>	<ul style="list-style-type: none"><li>• It will focus our attention on the key strengths and challenges in West Locality and help address them.</li><li>• It focusses on prevention and early help, so that everyone can live a long, healthy and full life.</li><li>• It makes sure that what we do locally is involved in bigger plans for the District.</li></ul>	<ul style="list-style-type: none"><li>• We used the latest local data and intelligence to develop local priorities.</li><li>• We had a number of Priority Setting Workshops with a range of local voices in the room.</li><li>• The plans were subject to public consultation and have been agreed by the Area Committee.</li></ul>	<ul style="list-style-type: none"><li>• Now we know our key priorities, we can develop a detailed action plan to help us deliver them. An action log will help us track positive impact makes sure everybody involved knows what else we need to do.</li><li>• The Area Committee monitors the plan to make sure we're making progress.</li></ul>	<ul style="list-style-type: none"><li>• Everybody living in the West locality can make a difference!</li><li>• We need different local services and organisations working together with local people and communities to address our key priorities.</li></ul>



**What are the Bradford District Priority Outcomes (2022-25)?**  
Better Skills, More Good Jobs and a Growing Economy; Decent Homes; Good Start, Great Schools; Better Health, Better Lives; Strong, Safe and Active Communities; and a Sustainable District.

**People Can** make a difference

# Bradford West Locality Priorities

Bradford District Priority Outcomes 2021-25	Locality Wide Priorities 2022-25
Better Skills, More Good Jobs and a Growing Economy	<ol style="list-style-type: none"> <li>1. Work with Employment agencies to bridge the skills gap with bespoke support to residents and businesses</li> <li>2. Support Business leaders with sustainability and diversification opportunities with local supply chains</li> <li>3. Improve access for micro businesses to training providers to reduce skills gap.</li> </ol>
Decent Homes	<ol style="list-style-type: none"> <li>1. Empower tenants to know their rights to address quality of private-rented accommodation</li> <li>2. Develop a locality based landlord network, to support inform and develop improved rental and HMO properties</li> <li>3. Ensure holistic partnership working to support residents through financial and winter pressures.</li> </ol>
Good Start, Great Schools	<ol style="list-style-type: none"> <li>1. Ensure targeted support for young people at risk of Criminal and Sexual Exploitation</li> <li>2. Enhance co produced family assessment and interventions with Youth services and Childrens Early Help</li> <li>3. Support and learn lessons from the Act locally programme ensuring activity is connected and based on the places our children live and learn.</li> </ol>
Better Health, Better Lives	<ol style="list-style-type: none"> <li>1. Co-ordinate activity through the Core20plus5 strategy that will target health inequalities.</li> <li>2. Integrate priorities of the Community Partnerships in to a single locality based collaborative.</li> <li>3. Integrate Active Bradford physical activities actions into daily business through successful delivery of JUMP programme</li> </ol>
Safe, Strong and Active Communities	<ol style="list-style-type: none"> <li>1. Celebrate and share community strengths across the West Locality</li> <li>2. Increase and promote opportunities for resident and communities to lead on local community development</li> <li>3. Address issues dangerous driving and high levels of Road Traffic related deaths and injuries</li> </ol>
A Sustainable District	<ol style="list-style-type: none"> <li>1. Work with community and experts to co produce knowledge and awareness of climate emergency issues.</li> <li>2. Co-ordinate interventions to improve recycling, reusing and repair messages.</li> <li>3. Take a zero tolerance approach to fly-tipping.</li> </ol>

# Better Skills, More Good Jobs and a Growing Economy



## Priorities

1. Work with Employment agencies to bridge the skills gap with bespoke support to residents and businesses
2. Support Business leaders with sustainability and diversification opportunities with local supply chains
3. Improve access for micro businesses to training providers to reduce skills gap.



# Better Skills, More Good Jobs and a Growing Economy

## Actions, Outcomes and Indicators



Actions	Outcomes	Indicators
<p>1. Collaborate with partners to identify opportunities and processes that exist for ensuring that skills initiatives address the specific needs of the Bradford West Locality and work to highlight the specific needs of West.</p> <p>2. Establish a representative forum of local businesses to promote and increase joint planning and working in the locality</p> <p>3. Collaborate with partners, including Bradford College, Bradford BID, Made in Manningham, BTHFT, DWP and Social Enterprises to respond to skills gaps.</p>	<p>1. Stronger involvement in District-wide skills initiatives by representatives able to voice the needs and issues faced by the Bradford West Locality.</p> <p>2. Well networked grassroots businesses engaged and knowledgeable of the strategic vision for Bradford.</p> <p>3. Improved access to upskilling and retraining opportunities.</p>	<p>1. Number and impact of Bradford West representatives involved in local, district and regional initiatives.</p> <p>2. Number of representatives engaged in forum</p> <p>3. Work with DWP to establish and benchmark local data sets.</p>



## Priorities

1. Empower tenants to know their rights to address quality of private-rented accommodation.
2. Develop a locality based landlord network, to support inform and develop improved rental and HMO properties.
3. Ensure holistic partnership working to support residents through financial and winter pressures.

# Decent Homes

## Actions, Outcomes and Indicators



Actions	Outcomes	Indicators
<ol style="list-style-type: none"><li>1. Co-ordinate a communication and engagement project which enables quick and easy access for tenants to a single point of access, for, help advice and guidance.</li><li>2. Establish a Bradford West network of private landlords, linked with industry experts.</li><li>3. Build on strong relationships with VCE, faith and business organisations to respond collectively with a co-ordinated offer of warm, dry spaces for vulnerable individuals and families.</li></ol>	<ol style="list-style-type: none"><li>1. More tenants particularly from minority backgrounds who know what the minimum levels of housing condition should be and where to ask for help.</li><li>2. Increased sharing of good practice, collaboration and uplift numbers and variety of good quality housing.</li><li>3. Specifically help to families and individuals who will be adversely impacted by the Financial and fuel crisis.</li></ol>	<ol style="list-style-type: none"><li>1. Increase in good quality privately rented housing</li><li>2. Number of people living in decent homes.</li><li>3. Increased Numbers of individuals attending daytime activities.</li></ol>



## Priorities

- 1.Ensure targeted support for young people at risk of Criminal and Sexual Exploitation
- 2.Enhance co produced family assessment and interventions with Youth services and Childrens Early Help
- 3.Support and learn lessons from the Act locally programme ensuring activity is connected and based on the places our children live and learn.

# Good Start, Great Schools

## Actions, Outcomes and Indicators



### Actions

1. Working in partnership with WYP and Safer Communities Partnership work at a localities level directing targeted interventions at families and children identified as most at risk
2. Co-ordinate the joint resources, experience and knowledge of the Youth Service and Early help childrens teams to identify and support families in need.
3. Supporting and working alongside the Act Locally programme to positively impact the Mental Health of Children in Bradford West.

### Outcomes

1. Best possible co-ordinated prevention and early intervention support for families with Children who are at risk.
2. Improved communication and partnership working between partner agencies in having a positive impact on the lives of children, young people and their families.
3. Co-ordinated early intervention systematic approach to supporting children and young people experiencing poor Mental Health support.

### Indicators

1. Decrease numbers of children and young people deemed as at risk of exploitation
2. Evidence of the positive impact arising from improved communication or partnership working.
3. Evidence of the voice of children and young people being heard and acted upon by those involved in making decisions that affect their lives, and of the positive impact this is having.



## Priorities

- 1.Co-ordinate locality activity through the Core20plus5 strategy that will target health inequalities.
- 2.Integrate priorities of the three Community Partnerships in to a single locality based working collaborative.
- 1.Integrate Active Bradford physical activities actions into daily business through successful delivery of JUMP programme

# Better Health, Better Lives

## Actions, Outcomes and Indicators Bradford West Locality



Actions	Outcomes	Indicators
<ol style="list-style-type: none"><li>1. Collaborate on a locality wide work plan that incorporates Act as One , living well, Partnerships for People&amp;Place, Mental health hubs and JUMP work streams in Bradford West Locality</li><li>2. Firmly establish the Bradford West Community Partnership Collaborative, with shared priorities, activities, processes and mutual support.</li><li>3. Deliver the 2 commissioned JU:MP co-ordinator projects, establish sustainable joint activities group, uplift local greenspaces for physical activity and increase levels of physical activity in local families</li></ol>	<ol style="list-style-type: none"><li>1. Increase access to timely and inclusion support for lifestyle choices, including information ensuring successful work is built on rather than duplicated</li><li>2. Ensure a system wide approach to undertaken to address health inequalities within Bradford West to support service users, PCNS and communities address their mental health and physical needs using a prevention approach.</li><li>3. Integrate physical activity into a system wide way of working, including delivering behaviour change with in all communities.</li></ol>	<ol style="list-style-type: none"><li>1. Each stakeholder in the Health and wellbeing system of Bradford West providers and users what is being delivered when and where.</li><li>2. Reduce the number of non clinical appointments in the PCN network across the West Locality</li><li>3. Better physical and mental health.</li></ol>

# Safe, Strong and Active Communities



## Priorities

1. Celebrate and share community strengths across the West Locality.
2. Increase and promote opportunities for resident and communities to lead on local community development projects.
3. Address issues of dangerous driving and high levels of Road Traffic related deaths and injuries.



# Safe, Strong and Active Communities

## Actions, Outcomes and Indicators



Actions	Outcomes	Indicators
<p>1. Promote 'People Can' and citizen led initiatives and the work done in Bradford West by local residents, VCS, Faith and business groups as models of good practice and sustainability.</p> <p>2. Lead on work that is strengths based and which celebrates 'what's strong' in our neighbourhoods. Celebrate and share learning from community activist and activity.</p> <p>3. Work in collaboration with WYP, Highways teams, and Safer Roads teams to develop a programme of information, awareness and prevention</p>	<p>1. Benefit from an increase in people engaging and leading civic participation and community led change.</p> <p>2. Communities achieve more from community-led initiatives which connect the assets within the community and lead to an increase in more sustainable positive improvements in those neighbourhoods and communities.</p> <p>3. Residents are aware of the action that is being taken to address Anti social Driving and feel more confident to report their concerns.</p>	<p>1. Numbers of community led initiatives , that encourage civic ownership of local issues.</p> <p>2. Number of people involved in, community-led action and initiatives. Evidence of increased community pride.</p> <p>3. Number of RTAs and deaths caused by dangerous Driving in the Bradford West Locality</p>

# A Sustainable District



## Priorities

1. Work with community and experts to co produce knowledge and awareness of climate emergency issues.
2. Co-ordinate interventions to improve recycling, reusing and repair messages.
3. Take a zero tolerance approach to fly-tipping.

# A Sustainable District Actions, Outcomes and Indicators



**Sustainable development** should be a cross-cutting priority and principle underpinning all of the action taken in regard to the previous five themes.

Actions	Outcomes	Indicators
<p>1. Ensure all of our communities from every background are aware of the impact of Climate change and the critical actions they can take, both big and small to become more sustainable.</p>	<p>1. Cleaner and better looking local environment</p> <p>2. More households recycling more items</p> <p>3. More individuals and groups involved in growing food</p>	<p>1.Reduced incidents of fly-tipping and increased household recycling rates</p> <p>2. Number of community-led litter picking initiatives and number of people involved</p> <p>3. Number of community-led sustainable lifestyle initiatives and number of people involved</p> <p>4. Evidence that sustainable development principles have been considered when developing projects and initiatives across all themes of the Locality Plan.</p>

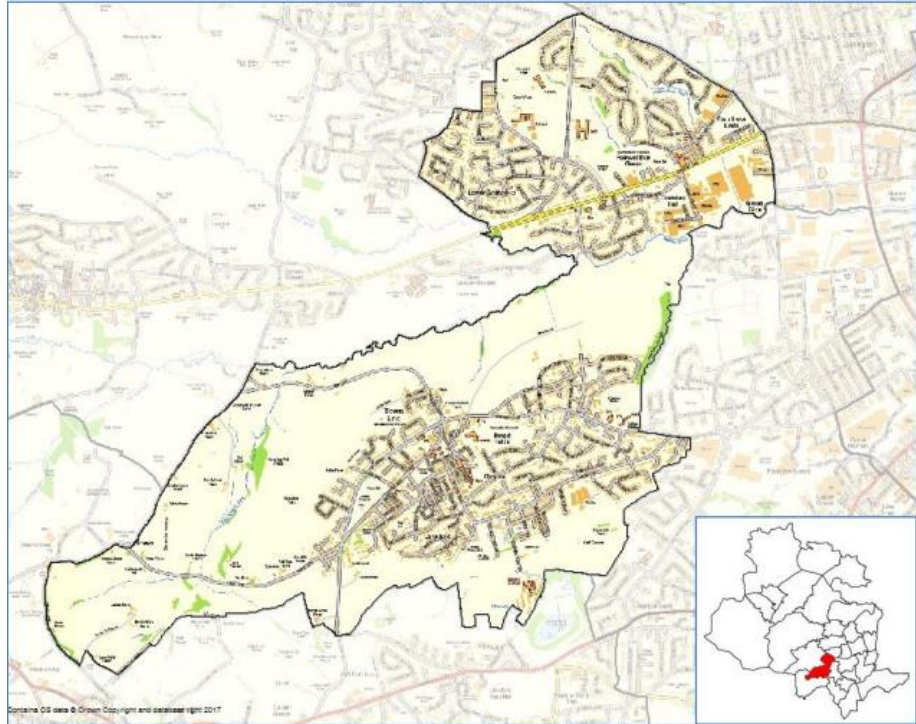


*City of*  
**BRADFORD**  
METROPOLITAN DISTRICT COUNCIL

# Clayton and Fairweather Green

## Locality Plan

**2022-25**



# Ward Priorities – Clayton and Fairweather Green

Bradford District Priority Outcomes	Ward Priorities – Clayton and Fairweather Green
Better Skills, More Good Jobs and a Growing Economy	<ol style="list-style-type: none"> <li>1. To establish mini employment &amp; education hub where there is a need.</li> <li>2. To bring community providers together to improve residents employability chances.</li> <li>3. Connecting and encouraging new communities to use local providers and facilities to gain the skills to secure a local job.</li> </ol>
Decent Homes	<ol style="list-style-type: none"> <li>1. Explore partnership working between local communities and policymakers to address flooding.</li> <li>2. Work with private sector housing and social housing providers to improve poor housing stock.</li> <li>3. To work with partners to look at different ways to improve awareness and relations between communities and partners.</li> </ol>
Good Start, Great Schools	<ol style="list-style-type: none"> <li>1. To work with local schools to set up active groups to raise awareness, develop ideas and implement practical solutions.</li> <li>2. Work with community organisations to share resources and promote existing social networks for children and families.</li> <li>3. Support Bradford West family hub in improving levels of development for children in early years including parental support.</li> </ol>
Better Health, Better Lives	<ol style="list-style-type: none"> <li>1. Promote and signpost people to accessible support services and sessions.</li> <li>2. Support community organisations as providers of age-friendly networks.</li> <li>3. Develop a partnership approach with a focus on prevention and early intervention to improve mental wellbeing and resilience.</li> </ol>
Safe, Strong and Active Communities	<ol style="list-style-type: none"> <li>1. Encourage community activities promoting civic pride.</li> <li>2. Support and encourage young people to talk to services and build relationships and trust in a safe environment.</li> <li>3. Work with the Police to build and strengthen community relationships and look at ways to encourage more reporting and feedback to residents.</li> </ol>
A Sustainable District	<ol style="list-style-type: none"> <li>1. Promote awareness and provide practical tips to help residents make a change.</li> <li>2. Promote and support communities to be cleaner and greener.</li> <li>3. Identify suitable locations and look at practical measures for on-street charging points.</li> </ol>

# Better Skills, More Good Jobs and a Growing Economy

## Actions, Outcomes and Indicators – Clayton and Fairweather Green



Actions	Outcomes	Indicators
<ol style="list-style-type: none"><li>1. To establish mini employment &amp; education hubs taking services to where the need is, such as Thornaby Hub.</li><li>2. Identify providers who can work with Young People who are at risk of becoming NEET.</li><li>3. To support new and emerging communities to gain skills to secure local jobs.</li></ol>	<ol style="list-style-type: none"><li>1. Deliver a number of sessions with partners and Thornaby Hub Centre Manager.</li><li>2. Information advice worker to deliver a number of sessions.</li><li>3. To explore community surgeries/advice sessions in community settings.</li></ol>	<ol style="list-style-type: none"><li>1. Resident engagement/attendance. Increase in employment.</li><li>2. Uptake from young people, reduction in NEET &amp; increase in employment levels.</li><li>3. Engagement data with ESOL, Council's English Language Service, participation numbers &amp; increase in new employment</li></ol>

# Decent Homes

## Actions, Outcomes and Indicators – Clayton and Fairweather Green



Actions	Outcomes	Indicators
<ol style="list-style-type: none"><li>1. Encourage partnership working between local residents and policy makers to make improvements on the impact new housing has on flooding and local infrastructure.</li><li>2. Encourage and support service providers to bring properties, including empty homes into good repair.</li><li>3. Develop an ongoing programme of information and engagement highlighting the ways residents can engage and influence long term population and regeneration planning.</li></ol>	<ol style="list-style-type: none"><li>1. Implement adequate flood preventative measures to address increased surface water and flooding of becks and individual homes.</li><li>2. Better and safer housing standards. Improved working with social housing providers and explore delivery of community advice sessions.</li><li>3. Hold a number of interactive forums on current and emerging themes to give residents the opportunity to have a say, a greater understanding and get involved.</li></ol>	<ol style="list-style-type: none"><li>1. Flood resilience grants and flood defence systems in place for individual homes. Flood preventative measures to allow the becks to cope with increased surface water.</li><li>2. Improved living standards, reduction in complaints.</li><li>3. Improved relationships and awareness between local communities and partners</li></ol>

# Good Start, Great Schools

## Actions, Outcomes and Indicators – Clayton and Fairweather Green



Actions	Outcomes	Indicators
<ol style="list-style-type: none"><li>1. Develop a network/forum to support Initiatives with and in Schools to raise awareness on emerging issues that are a priority to the local community.</li><li>2. Continue the legacy of JUMP and BiB interventions to initiate practical projects supporting long term behaviour change in young people, schools and families on physical and mental health improvement.</li><li>3. Work with the Early years' prevention and intervention hub, to support young families, and children.</li></ol>	<ol style="list-style-type: none"><li>1. Set up active working groups with local schools to address local priorities.</li><li>2. Mapping &amp; sharing of existing social networks that provide and support children and families.</li><li>3. Mapping &amp; sharing of local activities, out of school support and other local events.</li></ol>	<ol style="list-style-type: none"><li>1. Number of schools &amp; active groups in place. Improved communities &amp; reduction in complaints.</li><li>2. Increased attendance. Improvements to health and wellbeing. Reduction in numbers of young people feeling suicidal.</li><li>3. Number of families and children engaged with.</li></ol>



# Better Health, Better Lives

## Actions, Outcomes and Indicators – Clayton and Fairweather Green



Actions	Outcomes	Indicators
<ol style="list-style-type: none"><li>1. Alongside the Community Partnership use Health networks to invest in early intervention and prevention projects to directly impact older people isolation, physical health and mental wellbeing.</li><li>2. Facilitate the delivery of living well projects using local knowledge and expertise.</li><li>3. Improve mental wellbeing and resilience of adults and children through a partnership approach to prevention and early intervention with education providers, NHS, the police and the voluntary and social sectors.</li></ol>	<ol style="list-style-type: none"><li>1. Mapping, sharing &amp; greater connectivity to local services.</li><li>2. Work with partners to explore age-friendly networks that improves physical and mental wellbeing.</li><li>3. Mapping, sharing &amp; greater connectivity to local services.</li></ol>	<ol style="list-style-type: none"><li>1. Increase in membership numbers, number of events &amp; life expectancy.</li><li>2. Increase in numbers of people participating in positive lifestyle activities.</li><li>3. Number of sessions &amp; people attending that have a positive impact on health delivered</li></ol>

# Safe, Strong and Active Communities

## Actions, Outcomes and Indicators – Clayton and Fairweather Green



Actions	Outcomes	Indicators
<ol style="list-style-type: none"><li>1. Create opportunities for residents to take part in community and civic life and strengthening leadership.</li><li>2. Support and encourage young people to talk to services and providers to help understand needs and build better relationships and trust in community settings.</li><li>3. By working with WYP increase trust in uniformed services and decrease the fear of crime through community engagement, outreach and collaborative projects with local community organisations.</li></ol>	<ol style="list-style-type: none"><li>1. Residents and services have a platform to be better connected, improved social cohesion and increased community participation.</li><li>2. Build relationships and trust with local residents, particularly young people by working with the new Thornaby hub, Community Centre Manager.</li><li>3. More residents aware of how to report concerns, regular feedback to communities on local issues raised and outcomes.</li></ol>	<ol style="list-style-type: none"><li>1. Number of partnership meetings, community initiatives and residents consulted with.</li><li>2. Residents and community perceptions and feedback. Increased numbers. Reduction in young people feeling suicidal.</li><li>3. More resident engagement &amp; reports to the Police.</li></ol>

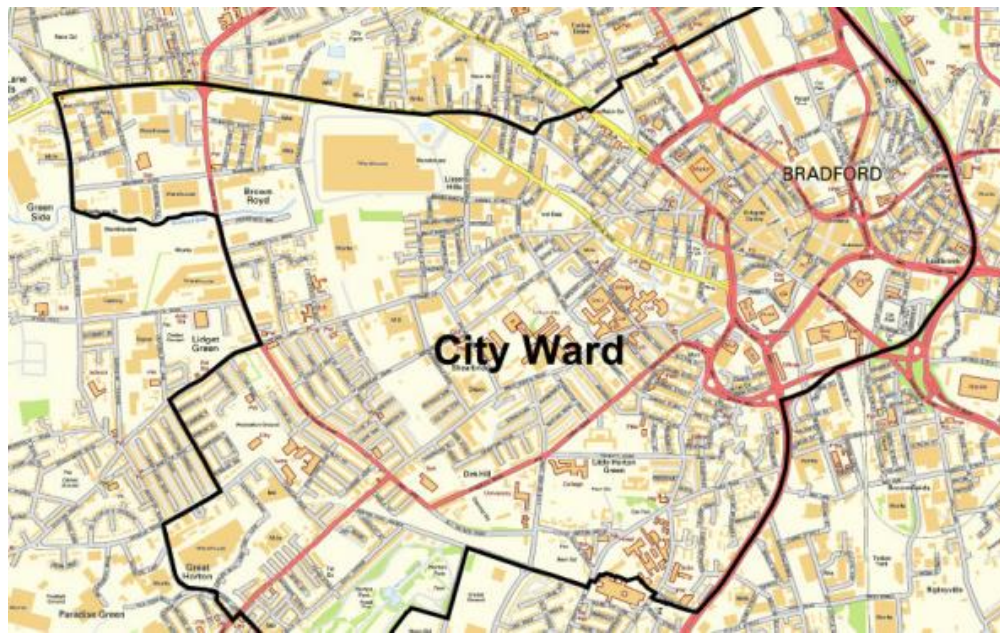
# A Sustainable District

## Actions, Outcomes and Indicators – Clayton and Fairweather Green



Actions	Outcomes	Indicators
<ol style="list-style-type: none"><li>1. Raise awareness in local communities of the impact of the climate emergency on the lives of people in Clayton &amp; FWG, using appropriate communication and engagement tools, so that it does not seem like a distant problem.</li><li>2. Support communities to reduce, reuse and recycle principle, to support the climate emergency.</li><li>3. Expand the network of electric vehicle charging points and number of electric vehicles.</li></ol>	<ol style="list-style-type: none"><li>1. Information/Engagement days with partners &amp; local schools to provide practical tips for communities to use.</li><li>2. Deliver information/practical solutions to have a greater understanding.</li><li>3. Improve confidence and encourage more people to buy electric vehicles.</li></ol>	<ol style="list-style-type: none"><li>1. Number of schools and local organisations involved in the promotion of climate change. Residents pledge to make change.</li><li>2. Number of days of action and community engagement. Continued reduction in recycling stats.</li><li>3. Increased charging points, electric vehicles and less air pollution.</li></ol>

# City Ward Locality Plan 2022-25



# City Ward Priorities

Bradford District Priority Outcomes	Ward Priorities – City Ward
Better Skills, More Good Jobs and a Growing Economy	<ol style="list-style-type: none"> <li>1. Mapping/training job support and promote employability projects</li> <li>2. Regenerating business areas; Great Horton Road and Ingelby Road</li> <li>3. Connecting BAME communities with educational and job opportunities</li> </ol>
Decent Homes	<ol style="list-style-type: none"> <li>1. Improve the environment inner city areas by supporting &amp; educating residents on taking responsibility for their gardens and streets.</li> <li>2. Work with private sector/social landlords to improve property standards to support vulnerable communities, reduce overcrowding.</li> <li>3. Support energy efficiency measures across city ward, focusing on the most vulnerable communities.</li> </ol>
Good Start, Great Schools	<ol style="list-style-type: none"> <li>1. Support Schools to open on evenings and weekends and use the resources for the community.</li> <li>2. Work with schools to educate pupils on civic roles and responsibilities. Combating issues, littering/fly tipping and climate change.</li> <li>3. Working with public health, Schools, local community groups and organisations to tackle malnutrition in children.</li> <li>4. Schools and faith organisations to work in partnership in supporting young peoples education and development.</li> </ol>
Better Health, Better Lives	<ol style="list-style-type: none"> <li>1. Tackle Inequalities in access to NHS services such as GP and Dentist, focus on supporting the online booking systems.</li> <li>2. Improve health and well being by supporting local initiatives around health.</li> <li>3. Improve the environment to enable a healthier life style.</li> </ol>
Safe, Strong and Active Communities	<ol style="list-style-type: none"> <li>1. Work on ASB issues. Target hot spot areas including City centre, Great Horton Road/Summerville Road, Ivanhoe Road.</li> <li>2. Improve youth engagement and education. Supporting businesses in developing business watches.</li> <li>3. Support communities in developing people can initiatives including Friends of Groups, Litter picking Neighbourhood watches</li> </ol>
A Sustainable District	<ol style="list-style-type: none"> <li>1. Target complex streets, provide a holistic approach to solutions in areas such as, Frank Street and Summerville Road</li> <li>2. Provide information and support regarding the Bradford Clean air zone being introduced in 2022 which will reduce emissions.</li> <li>3. Support development and accessibility of green spaces for physical activity and health and wellbeing.</li> <li>4. Facilitate affordable, eco friendly housing improvements.</li> </ol>

# Better Skills, More Good Jobs and a Growing Economy

## Actions, Outcomes and Indicators – CITY



Actions	Outcomes	Indicators
<p>1.Mapping/training job support in the community to improve access to the jobs market.</p> <p>2. Regenerating business areas;</p> <ul style="list-style-type: none"><li>• Great Horton Road</li><li>• Ingelby Road</li></ul> <p>Ensuring local businesses and residents are involved in the process.</p> <p>3. Connecting members from emerging minority communities with educational and job opportunities.</p>	<p>1. Increased number of adults in full time employment.</p> <p>2. Identifying individuals who need extra support to get ready for the working environment and increasing their skill sets.</p> <p>3. Visitors feeling safer and more welcome when shopping. Creating a more vibrant experience.</p> <p>4. Increased members from emerging minority communities accessing training and getting employment opportunities. Working with partners like Connecting Roma.</p>	<p>1. Engagement data and increase in referrals to training providers.</p> <p>2. Increase in footfall. Survey Data, Business Conversations</p> <p>3. Employment statistics, community conversations</p>

# Decent Homes

## Actions, Outcomes and Indicators – City



Actions	Outcomes	Indicators
<p>1. Adopt a multi agency approach to inner city housing where environmental issues persist. Work with wardens, recycling staff and PCSO's to ensure landlords and tenants are aware of their responsibilities.</p> <p>2. Take action against private and social sector landlords whose properties are neglected and have rubbish in gardens. Promote the Council app for reporting fly tipping and problematic properties.</p> <p>3. Work with charities and home improvement companies to improve energy performance within City ward. Support householders most in need to get grants and upgrades they may be eligible.</p>	<p>1. Tenants/Landlords are aware of their responsibilities and increased confidence to engage with uniform staff.</p> <p>2. Improve pride in the local area, including gardens and streets. More residents aware of reporting methods and taking responsibility for their neighbourhood.</p> <p>3. Improve energy efficiency amongst households. Better eco ratings in City ward and reduction in emissions.</p>	<p>1. Community spirit, number of engagements and feedback.</p> <p>2. More feedback/reporting, improved appearance of the neighbourhood and resident feedback.</p> <p>3. More up to date and environment friendly households. Reduced energy consumption and better standards of living.</p>

# Good Start, Great Schools

## Actions, Outcomes and Indicators – City



Actions	Outcomes	Indicators
<p>1. Council wardens and officers/partners deliver projects in schools around local issues which affect the community and Civic roles.</p> <p>2. Use Schools/faith centres as community hubs and look at evening/ weekend opening times to cater for individuals otherwise unavailable.</p> <p>3. Explore and support networking opportunities for schools/community groups to work in partnership to address key issues being faced by children and local communities.</p>	<p>1. Create a generational change and engage more young people to be part of community work.</p> <p>2. Maximising community resources by opening on evenings and weekends. Engaging with parents/children otherwise unavailable. Targeting hard to reach residents.</p> <p>3. Better links between schools. Improved access to resources.</p>	<p>1. Young people engaging with initiatives , session data</p> <p>2. Young people's feedback improvement in attainment levels.</p> <p>3. Families supported and active children</p> <p>4. Joint workshops, meetings and collaboration.</p>



# Better Health, Better Lives

## Actions, Outcomes and Indicators – City



Actions	Outcomes	Indicators
<p>1. Introduce health champions to volunteer with key surgeries/Dentists to support with online booking forms and triage, especially with those that may not be computer literate.</p> <p>2. Work closely with faith groups and community centres to support projects that tackle vulnerable groups with communities.</p> <p>3. Work with partners to set up health initiatives, referral and signposting of residents to public health programmes i.e. with food charities/community groups/ schools to support families facing food poverty.</p>	<p>1. More people able to book online appointments, more equality in accessing NHS services.</p> <p>2. More people taking part in physically activities. Improved physical/mental health</p> <p>3. Healthier and informed residents across all communities.</p> <p>4. More chances for people to take responsibility for their own health Increased opportunities to engage in an active lifestyle</p>	<p>1. Increase number of online appointments. Engagement with people attending sessions Residents engaging with consultations around health and well-being and wider determinants of health.</p> <p>2. People taking part in activities accessing outside spaces.</p> <p>3. Number of people interacted with and signposted. Number of programs and groups.</p>

# Safe, Strong and Active Communities

## Actions, Outcomes and Indicators – City



Actions	Outcomes	Indicators
<p>1. Identify ASB and drug crime hotspots and develop a partnership approach to tackle these long term issues. Developing neighbourhood plans to tackle these issues.</p> <p>2. Work with businesses along Great Horton Road to develop and promote Business Watch.</p> <p>3. Work with the youth service to give young people a voice in their locality</p> <p>4. Use social media, Facebook, Twitter and Instagram to promote Area Office work to help set up more: friends of groups, litter picks and neighbourhood watches.</p>	<p>1. Better quality of life, safer neighbourhood More residents aware of how to report concerns, reduced issues with parking, off road vehicles, dangerous driving.</p> <p>2. Better relationships with businesses and understanding of some of the issues they face, develop ideas for regeneration</p> <p>3. Young people more involved in their community.</p> <p>4. More community cohesion and participation. Promotion of 'People Can'</p>	<p>1. Crime statistics, ASB incidents reported.</p> <p>2. Number of meetings, number of participants.</p> <p>3. Young people engaging in sessions /activities</p> <p>4. Increased number of groups.</p>

# A Sustainable District

## Actions, Outcomes and Indicators – City



Actions	Outcomes	Indicators
<p>1. Support local groups involved with projects to improve the outside environment. Improve green spaces – bringing derelict areas into use. Work with groups to develop green spaces for the use of community allotments.</p> <p>2. Work with charities and government to improve EPC rating of properties in City ward by providing free eco upgrades. Using our social media platforms to advertise the benefits.</p> <p>3. Work with partners and residents to develop projects that increase recycling. Engage partners to improve ‘grot-spots’ and work with residents to look at sustaining improvements.</p>	<p>1. More people using green spaces</p> <p>2. More eco friendly properties on the district.</p> <p>3. Increase in numbers of people participating in initiatives. Improvement in recycling rates/physical appearances of neighbourhoods. Increase in local pride and willingness to report fly tipping/waste issues.</p>	<p>1. Number projects/activities taking part on green spaces.</p> <p>2. Increase in energy performance score</p> <p>3. Improved Recycling rates, promoted campaigns, reduction in reports of fly tipping, increased ‘grot-spots’ cleared, more residents involved in clean-ups.</p>



*City of*  
**BRADFORD**  
METROPOLITAN DISTRICT COUNCIL

# Heaton Locality Plan 2022-25



# Ward Priorities

Bradford District Priority Outcomes	Ward Priorities – Heaton Ward
Better Skills, More Good Jobs and a Growing Economy	<ol style="list-style-type: none"> <li>1. Mapping/training job support projects</li> <li>2. Regenerating Bradford West business areas including; <ul style="list-style-type: none"> <li>• Keighley Road</li> <li>• Howarth Road</li> </ul> </li> <li>3. Support Young People to get qualifications and get better jobs working with partners including Incommunities, university, college and schools.</li> </ol>
Decent Homes	<ol style="list-style-type: none"> <li>1. Work with local partners including the council energy efficiency support such as warmer homes team, Incommunities and local charities.</li> <li>2. Good and supportive infrastructure for local communities when new developments are built.</li> <li>3. Support private tenants/landlords who let out sub standard properties and not eco friendly.</li> </ol>
Good Start, Great Schools	<ol style="list-style-type: none"> <li>1. Council policy on food and working with NHS – Community Health Partnerships to make a long term plan to tackle obesity/ diabetes prevalent in some communities in Bradford</li> <li>2. Support young people to achieve the qualifications needed to secure a job</li> <li>3. Support Schools to open on evenings and weekends, develop projects alongside jump to improve health and activity amongst young people.</li> </ol>
Better Health, Better Lives	<ol style="list-style-type: none"> <li>1. Tackle Inequalities in accessing health services - Public Health to ensure gaps on service provision are met and accesses to local services are maintained.</li> <li>2. More work/education and enforcement on environmental issues such as fly tipping and working with schools to change behaviours.</li> <li>3. Promote Healthy lifestyles by increased publicity supported by jump project.</li> </ol>
Safe, Strong and Active Communities	<ol style="list-style-type: none"> <li>1. Support communities to develop community groups and take ownership of their neighbourhood and issues affecting it.</li> <li>2. Develop on community cohesion and work with community/faith for better integration.</li> <li>3. Build confidence in community services and develop face to face engagement within local communities.</li> </ol>
A Sustainable District	<ol style="list-style-type: none"> <li>1. Encourage more recycling and liaise with local businesses to reduce waste.</li> <li>2. Work closely with schools/community groups/residents/businesses to help support initiatives and raise awareness on emerging issues, such as climate change and environmental matters.</li> </ol>

# Better Skills, More Good Jobs and a Growing Economy

## Actions, Outcomes and Indicators – Heaton



Actions	Outcomes	Indicators
<ol style="list-style-type: none"><li>1. Map what is available for training and skills across Heaton Ward. Promote employability initiatives, support community enterprise - upskilling people in neighbourhoods, linking in with Skills and Employability Services.</li><li>2. Support business areas with improvements to make areas more attractive and safer example set up businesses watches and business forums to support the developments in the area.</li><li>3. Support hubs to develop Initiatives which enable members of emerging communities to access training/education and employment.</li></ol>	<ol style="list-style-type: none"><li>1. List of support services and venues that provide training and advice, which show gaps and opportunities for training support.</li><li>2. Make residents and business owners feel safer and making these areas more attractive for investment.</li><li>3. Sessions and information by partners and training providers providing opportunities for local residents.</li></ol>	<ol style="list-style-type: none"><li>1. Engagement data and increase in referrals to training providers.</li><li>2. Young people accessing training/education, support services. Number of colleges/businesses offering Traineeship/Apprenticeship programmes.</li><li>3. Employment stats, community conversations.</li><li>4. Increase in footfall. Survey Data, Business Conversations.</li></ol>

# Decent Homes

## Actions, Outcomes and Indicators – Heaton



Actions	Outcomes	Indicators
<ol style="list-style-type: none"><li>1. Develop an ongoing programme of information and engagement highlighting the ways residents can engage and access energy efficiency advice and support</li><li>2. Encourage partnership working between local residents and policy makers to make sustainable improvements when developing new housing schemes in Heaton Ward.</li><li>3. Encourage and support service providers to bring properties, including empty homes into good repair, support landlords and tenants.</li></ol>	<ol style="list-style-type: none"><li>1. Residents better understand what is available for making their homes more energy efficient and services have a vehicle to engage with local people in Heaton.</li><li>2. Social and Private Housing providers regularly engage with local communities to ensure their developments are sustainable and meeting the needs of the local community.</li><li>3. Area will improve both environmentally and aesthetically.</li></ol>	<ol style="list-style-type: none"><li>1. Number of engagements. Resident feed back &amp; Median energy efficiency data (England 66 KC band 55)</li><li>2. Active tenants groups/network. Quality of housing. Community spirit. Increased living standards and feedback.</li><li>3. Appearance of the neighbourhood. No of engagements . Reduction in complaints, resident feed back.</li></ol>

# Good Start, Great Schools

## Actions, Outcomes and Indicators – Heaton



### Actions

1. Support Public Health and Community Partnership to make a long term plan to tackle obesity/ diabetes prevalent in some communities across Heaton Ward.
2. Support children achieve educationally high standard's by utilising out of ours schools, community centres for education and developing links with schools and faith organisations to see how both can support eachother and children.
3. Promote active life styles for young people in and out of school – work with the JU;MP project.

### Outcomes

1. Resident will have access and additional support they need to tackle obesity and diabetes
2. More options for children to learn outside school hours. Faith organisations and schools and learn from eachother and provide better opportunities for children to do well.
3. Greater partnership working and more sessions including play opportunities for children across Heaton Ward.

### Indicators

1. Young people engaging with initiatives , session data
2. Young people's feedback and perceptions of involvement in informal community activities.
3. Joint activities, activities and meetings.
4. families supported.  
Active children.



# Better Health, Better Lives

## Actions, Outcomes and Indicators – Heaton



### Actions

1. Work in partnership to tackle Inequalities in accessing health services – in partnership with Public Health ensure gaps on service provision are met and accesses to local services are maintained.
2. Develop partnership work through the Enforcement Team to carry out increased enforcement on environmental issues such as fly tipping and work with partners such as with schools to change behaviours.
3. Develop marketing campaign to promote healthy lifestyles across Heaton Ward through the JU;MP project.

### Outcomes

1. Mapping, sharing & greater connectivity to local services.
2. Further enforcement action against fly-tippers and behaviour change through schools. Result in better areas to live in and thrive both physically and mentally.
3. Work with partners to explore age-friendly networks that improves physical and mental wellbeing.

### Indicators

1. Activities taking place in neighbourhoods. Sessions that have a positive impact on health. Engagement with residents through consultations around health and well-being and wider determinants of health.
2. People taking part in activities accessing outside spaces.
3. Health champions in local GPs  
Number of Projects.  
People accessing local health services.

# Safe, Strong and Active Communities

## Actions, Outcomes and Indicators – Heaton



Actions	Outcomes	Indicators
<p>1. Create opportunities for residents to take part in community and civic life and strengthening community leadership.</p> <p>2. Support and encourage all communities to take part in community activity to support there area.</p> <p>3. Will work with Public services to increase trust and engagement in services. Develop collaborative projects between local community organisations and public services.</p>	<p>1. Developed community groups, linked groups with services, promoted civic opportunities i.e. School Governors, Volunteers etc.</p> <p>2. Develop on community cohesion projects opportunities for residents form different communities to support eachother i.e. Community litter picks.</p> <p>3. Developed Neighbourhood Watch's, environmental projects, business watch's, youth projects etc.</p>	<p>1. Crime statistics, ASB incidents reported.</p> <p>2. Statutory services visible in the area.</p> <p>3. Active community/groups and projects Community spirit</p> <p>4.Young people engaging in sessions and activities</p> <p>6. More events being organised and delivered.</p>

# A Sustainable District

## Actions, Outcomes and Indicators – Heaton



Actions	Outcomes	Indicators
<p>1. Develop re-cycling projects with schools and businesses – Re-cycling Engagement Officers to carry out days of action in areas across Heaton.</p> <p>2. Develop partnership across Heaton Ward with schools/community groups/residents and businesses to highlight and improve issues for the Ward.</p>	<p>1. Encourage more recycling and liaise with local businesses to reduce waste.</p> <p>2. Partnership to raise issues and explore problem solving approaches to identified concerns and support initiatives and raise awareness on emerging issues, such as climate change and environmental matters.</p>	<p>1. projects/activities taking part on green spaces.</p> <p>2. people involved in local environmental initiatives community litter picks</p> <p>3. Improved Recycling rates promoted campaigns reduction in of reports of fly tipping grot-spots cleared residents involved in clean-ups.</p>

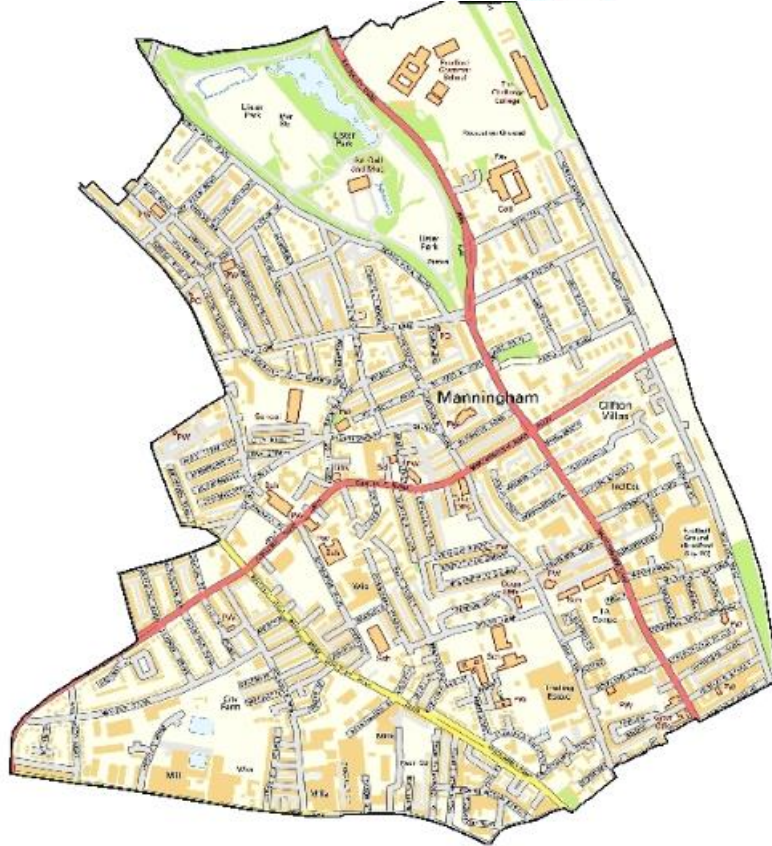


City of  
**BRADFORD**  
METROPOLITAN DISTRICT COUNCIL

# Manningham

## Locality Plan

### 2022-25



# Ward Priorities – Manningham

Bradford District Priority Outcomes	Ward Priorities - Manningham
Better Skills, More Good Jobs and a Growing Economy	<ol style="list-style-type: none"> <li>1. Support &amp; encourage local businesses to develop networking and information sharing platforms within Manningham.</li> <li>2. To bring community providers together to improve residents employability chances.</li> <li>3. Connecting and encouraging new communities to use local providers and facilities to gain the skills to secure a local job.</li> </ol>
Decent Homes	<ol style="list-style-type: none"> <li>1. Explore changes to the current planning system to address cramped living conditions.</li> <li>2. To work with partners to look a different ways to encourage residents to report and seek advice on local issues.</li> <li>3. Work with private sector housing to improve property standards and focus on landlord responsibilities.</li> </ol>
Good Start, Great Schools	<ol style="list-style-type: none"> <li>1. Work with community organisations to share resources and provide further support to help educational underachievement.</li> <li>2. Schools and faith organisations to work in partnership in supporting young peoples education and development.</li> <li>3. Work with partners to refer potential female role models to develop leadership skills through mentoring programmes.</li> </ol>
Better Health, Better Lives	<ol style="list-style-type: none"> <li>1. Support the Act Locally programme, alongside partners to improve access to health initiatives.</li> <li>2. Promote the use of local open spaces and parks, specifically to improve mental health and wellbeing</li> <li>3. Support schools to be accessible out of hours and look at ways to utilise their resources for community use.</li> </ol>
Safe, Strong and Active Communities	<ol style="list-style-type: none"> <li>1. Encourage community activities promoting civic pride.</li> <li>2. Encourage local communities to come together and become actively involved in their streets by working together to address and report local issues.</li> <li>3. Work with the Police to build and strengthen relationships with local residents to increase the trust in uniformed services.</li> </ol>
A Sustainable District	<ol style="list-style-type: none"> <li>1. Promote awareness of Environmental issues amongst residents, including ways to make a change.</li> <li>2. Provide information and support regarding the Bradford Clean air zone being introduced in 2022 to reduce carbon emissions.</li> <li>3. Promote and support local action towards a cleaner and greener environment.</li> </ol>

# Better Skills, More Good Jobs and a Growing Economy

## Actions, Outcomes and Indicators – Manningham



Actions	Outcomes	Indicators
<ol style="list-style-type: none"><li>1. Establish Business Forums in key areas: Manningham Lane, Oak Lane, Lumb Lane, Carlisle Road &amp; White Abbey Road.</li><li>2. Identify providers of job skills support and work with key businesses (who have corporate social responsibility) to improve residents employability chances.</li><li>3. To support new and emerging communities to gain skills to secure local jobs.</li></ol>	<ol style="list-style-type: none"><li>1. Mapping of businesses within Manningham and Business Forum setup to discuss key issues &amp; support businesses.</li><li>2. Identify/develop mentoring programmes &amp; practical sessions/workshops for young people.</li><li>3. To explore community surgeries/advice sessions in community settings.</li></ol>	<ol style="list-style-type: none"><li>1. Six monthly business forum meetings and local WhatsApp group setup.</li><li>2. Number of workshops, mentoring programmes, uptake from young people &amp; increase in employment levels.</li><li>3. Engagement data with ESOL, Council's English Language Service, participation numbers &amp; increase in new employment</li></ol>

# Decent Homes

## Actions, Outcomes and Indicators – Manningham



Actions	Outcomes	Indicators
<ol style="list-style-type: none"><li>1. Work with Private sector housing and social housing organisations to look at a collaborative approach to high quality affordable social and private sector housing, by supporting local landlords.</li><li>2. Work with local communities and partners to identify unsafe, abandoned properties, in order to encourage and enforce responsibilities of owners.</li><li>3. Collaborating with partners to identify the inequalities of Covid-19 that further impact on the availability and viability of safe, decent and appropriate housing.</li></ol>	<ol style="list-style-type: none"><li>1. Address overcrowded/cramped homes and improve better housing standards and health.</li><li>2. Better and safer housing standards.</li><li>3. Explore a licence scheme for private landlords to improve housing standards &amp; stop fly tipping when a tenancy changes.</li></ol>	<ol style="list-style-type: none"><li>1. Improved living standards</li><li>2. Engagement data, reduction in complaints.</li><li>3. Amount of landlords signed up to scheme. Reduction in complaints and fly tipping.</li></ol>

# Good Start, Great Schools

## Actions, Outcomes and Indicators – Manningham



Actions	Outcomes	Indicators
<ol style="list-style-type: none"><li>1. Develop a network of out of school, home-schooling and religious organisations delivering extra-curricular activities.</li><li>2. Create a programme to increase, promote and support the development of Women led.</li><li>3. Prioritise women led Physical health and wellbeing programmes.</li></ol>	<ol style="list-style-type: none"><li>1. Mapping &amp; sharing of after school homework clubs. Further support to help educational underachievement.</li><li>2. Mentoring programme via mosques/ schools with local young professionals.</li><li>3. Greater uptake by women to develop their leadership skills, through the mentoring programmes.</li></ol>	<ol style="list-style-type: none"><li>1. Six monthly meetings &amp; local WhatsApp groups setup. Number of educational sessions. Improved education.</li><li>2. Number of mentoring programmes in place. Number of women in leadership roles.</li><li>3. Number of female role models referred to the mentoring programmes.</li></ol>



# Better Health, Better Lives

## Actions, Outcomes and Indicators – Manningham



Actions	Outcomes	Indicators
<ol style="list-style-type: none"><li>1. Alongside the Community Partnership use Health networks to invest in early intervention and prevention projects to directly impact older people isolation, physical health and mental wellbeing.</li><li>2. Invest in local outdoor green spaces, making them more inviting, appropriate and useable by all sectors of the community.</li><li>3. Recognise prevention and early help are important to change long lasting health inequalities, Use the lessons learnt from JUM:P and BiB interventions and support the behaviour change in young people, schools and families.</li></ol>	<ol style="list-style-type: none"><li>1. Mapping, sharing &amp; greater connectivity to local services.</li><li>2. Improved more inviting spaces. Greater Connectivity and sharing of community spaces.</li><li>3. Healthier, Happier communities living longer.</li></ol>	<ol style="list-style-type: none"><li>1. Increase in membership numbers, number of events &amp; life expectancy.</li><li>2. Reduce rising obesity levels – Reception &amp; Year 6 pupils. Increased take-up of facilities/ sustainability JUM:P.</li><li>3. Increased take-up of local facilities. Improved health: obesity, diabetes, hypertension, stroke, CHD.</li></ol>

# Safe, Strong and Active Communities

## Actions, Outcomes and Indicators – Manningham



Actions	Outcomes	Indicators
<p>1. We will work to empower communities so we do things with them not to them, encouraging positive early intervention and preventative projects, identifying collective resources, encouraging collaboration including establishing local social media networks and street champions.</p> <p>2. Create opportunities for residents to take part in community and civic life and strengthening leadership. We will nurture and grow a resilient and vibrant voluntary and charitable sector, including having readily available information that allows active citizens to report, issues, in easily and accessible manner.</p> <p>3. By working with our WYP increase the trust in uniformed services and decrease the fear of crime through a community engagement, outreach and collaborative projects with local community organisations.</p>	<p>1. Regular partnership/community walkabouts. Support to set up community organisations.</p> <p>2. Increased community participation by building relationships and supporting communities to proactively take pride where they live.</p> <p>3. To explore community surgeries/advice sessions in community settings.</p>	<p>1. Increased community organisations. Reduction in complaints.</p> <p>2. Improved communities. Fall in number of complaints.</p> <p>3. More resident engagement &amp; reports to the Police.</p>

# A Sustainable District

## Actions, Outcomes and Indicators – Manningham



Actions	Outcomes	Indicators
<ol style="list-style-type: none"><li>1. Raise awareness in local communities of the impact of the climate emergency on the lives of people in Manningham, using appropriate communication and Engagement tools, so that it does not seem like a distant problem.</li><li>2. Help households access resources, information and knowledge to improve energy efficiency in the home.</li><li>3. Support communities to reduce, reuse and recycle principle, to support the climate emergency.</li></ol>	<ol style="list-style-type: none"><li>1. Information/Engagement days with partners &amp; local schools to reduce parking &amp; idling outside schools.</li><li>2. Deliver information/practical solutions to have a greater understanding.</li><li>3. Better understanding of the impact of food waste, fly tipping and recycling.</li></ol>	<ol style="list-style-type: none"><li>1. Reduce carbon omissions. Residents pledge to make change.</li><li>2. Improved &amp; more efficient homes.</li><li>3. Reducing food waste, less fly tipping and improved recycling rates.</li></ol>

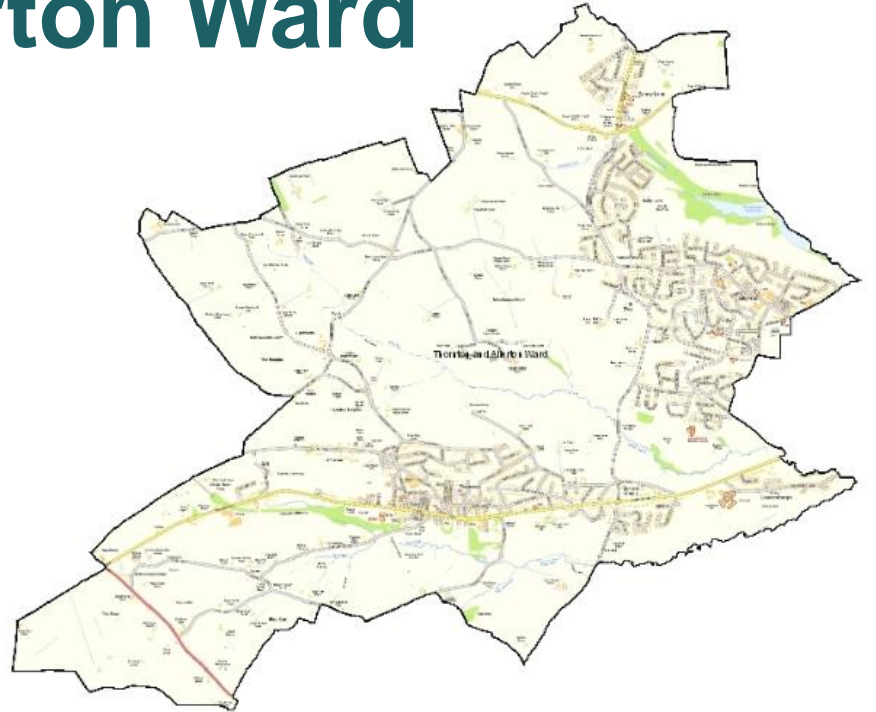


*City of*  
**BRADFORD**  
METROPOLITAN DISTRICT COUNCIL

# Thornton and Allerton Ward

## Locality Plan

**2022-25**



# Ward Priorities – Thornton and Allerton

Bradford District Priority Outcomes	Ward Priorities – Thornton and Allerton
Better Skills, More Good Jobs and a Growing Economy	<ol style="list-style-type: none"> <li>1.Support young people to achieve the qualifications/experience/skills/apprenticeships needed to secure jobs.</li> <li>2. Support and develop initiatives to increase adult employability and overcome barriers to work</li> <li>3. Regenerate shopping areas.</li> </ol>
Decent Homes	<ol style="list-style-type: none"> <li>1. Promote Home Energy Efficiency Schemes, Grant improvement programmes, Green Homes and low carbon emissions. .</li> <li>2. Empower residents and tenants, to raise issues around housing quality.</li> <li>3.Take action against owners and tenants whose properties and surrounding areas are not maintained .</li> </ol>
Good Start, Great Schools	<ol style="list-style-type: none"> <li>1. Increasing schools links with VCS and community projects, focusing on civic mindedness.</li> <li>2 Support the development of better use of school and community assets.</li> <li>3.Support initiatives tackling inequality issues that impact on a child’s ability to learn</li> </ol>
Better Health, Better Lives	<ol style="list-style-type: none"> <li>1. Improve Health and Well Being by supporting initiatives that tackle inequalities in accessing health services.</li> <li>2.. Work alongside partners to promote/ improve access to outside spaces/sports facilities/activities/groups.</li> <li>3.Support local initiatives around health</li> </ol>
Safe, Strong and Active Communities	<ol style="list-style-type: none"> <li>1. Support initiatives to ensure people feel safe in the community</li> <li>2.Celebrate diversity, heritage, culture and togetherness in local areas and promote a sense of local pride</li> <li>3.Encouraging more people to be involved in and take ownership of their local area via volunteering and community engagement</li> </ol>
A Sustainable District	<ol style="list-style-type: none"> <li>1. Support appropriate development with adequate resources.</li> <li>2.Promote sustainable and affordable transport initiatives</li> <li>3.Promote and support local action towards a cleaner and greener environment</li> </ol>

# Better Skills, More Good Jobs and a Growing Economy

## Actions, Outcomes and Indicators – Thornton/Allerton



Actions	Outcomes	Indicators
<p>1.Promote employability initiatives based in the community.Supporting community enterprise - upskilling people in neighbourhoods</p> <p>2.Support young people to achieve the qualifications/experience/skills/apprenticeships needed to secure a job. in collaboration with Bradford College, secondary schools, Youth Service, VCS and Skills and Employability Services CBMDC.</p> <p>3. Ensure Local and Independent voices are involved in regeneration of shopping areas.</p>	<p>1. Increased number of adults enrolled on employment and skills programmes. Individuals better skilled and more work ready Individuals more prepared for the working environment and working routines, Increased and varied skills.</p> <p>2. Increased number of young people engaged in training, education or employment.</p> <p>3. More vibrant shopping areas. Increase in use. Safer space for visitors.</p>	<p>1. . Engagement data and increase in referrals to training providers.</p> <p>2. Young people accessing training/education, support services. Promotion of colleges/businesses offering Traineeship/Apprenticeship programmes</p> <p>3. Increase in footfall. Survey Data, Business Conversations</p>

# Decent Homes

## Actions, Outcomes and Indicators – Thornton/Allerton



Actions	Outcomes	Indicators
<p>1. Engage with householders and provide information on Home Energy Efficiency Schemes and Grants– Domestic Energy Efficiency Support.</p> <p>Work in partnership with Housing providers to review energy efficiency of properties and support upgrades where necessary</p> <p>2.Take action against private and social landlords whose properties and surrounding areas are not maintained.</p> <p>Support tenants groups/networks.</p> <p>Support walkabouts with social housing providers and partners</p> <p>Promote reporting methods for tenants.</p> <p>3. Work with wardens/enforcement to educate landlords tenants on their responsibilities.</p> <p>Promote methods of reporting waste management issues</p>	<p>More households adopting energy efficiency improvement plans for their home / property.</p> <p>More households upgrading to energy efficiency measures</p> <p>More Social housing properties maintained to a decent standard</p> <p>2. More people living in the same house and not moving – less transiency</p> <p>Improved pride in home/gardens/local area</p> <p>More people living in decent homes and in better neighbourhoods.</p> <p>More tenants/residents actively engaging in housing issues/initiatives</p> <p>More tenants and residents groups.</p> <p>3.. Decrease in fly tipping/rubbish in gardens.</p>	<p>1. Number of engagements.</p> <p>Resident feed back &amp; Median energy efficiency data (England 66 KC band 55)</p> <p>2. Active tenants groups/network.</p> <p>Quality of housing.</p> <p>Community spirit.</p> <p>Increased living standards and feedback.</p> <p>3. Appearance of the neighbourhood.</p> <p>No of engagements . Reduction in complaints, resident feed back</p>

# Good Start, Great Schools

## Actions, Outcomes and Indicators – Thornton/Allerton



Actions	Outcomes	Indicators
<p>1. Work with school's/community groups to help support initiatives and raise awareness on emerging local and national issues. Ensure projects are in place to develop the youth voice</p> <p>2. Council wardens/officers/partners deliver projects in schools around issues which affect the local community.</p> <p>3. Explore and support networking opportunities for schools/community groups to work in partnership.</p> <p>4. Explore and develop links between schools and services to tackle inequalities such as HAF and JUMP.</p> <p>.</p>	<p>1. More cohesive programmes of activities at a local level to support young people of all ages.</p> <p>2. Increased number of young people engaged and involved in wider community action projects.</p> <p>3. Better links between schools. Improved access to resources.</p> <p>4. Families access support services. More active children.</p>	<p>1. Young people engaging with initiatives, session data</p> <p>2. Young people's feedback and perceptions of involvement in informal community activities.</p> <p>3. Joint activities, activities and meetings.</p> <p>4. No families supported. Active children.</p>



# Better Health, Better Lives

## Actions, Outcomes and Indicators – Thornton/Allerton



Actions	Outcomes	Indicators
<p>1. Work with partners to set up health initiatives, Referral and signposting of residents to public health programmes</p> <p>Work with food charities/community groups/schools to support families facing food poverty., Support statutory/voluntary organisations to design services and sessions to meet the health needs of their communities, focusing on early prevention.</p> <p>2. Support local sports clubs through initiatives such as JUMP</p> <p>3. Promote local health champions/living well at GP surgeries.</p>	<p>1. More chances for people to take responsibility for their own health. Increased opportunities to engage in an active lifestyle Improved physical and mental well-being. More choice in health activities. People participating in positive lifestyle activities More residents accessing health activities or activities that positively impact health.</p> <p>2. More people taking part in physically activities. Improved physical/mental health</p> <p>3. Easier to access health services. Increase use of health services.</p>	<p>1. Number of activities taking place in neighbourhoods Neighbourhood initiatives</p> <p>Sessions that have a positive impact on health . Engagement with people attending sessions Residents engaging with consultations around health and well-being and wider determinants of health.</p> <p>2. People taking part in activities accessing outside spaces.</p> <p>3. Health champions in local GPs People accessing local health services.</p>

# Safe, Strong and Active Communities

## Actions, Outcomes and Indicators – Thornton/Allerton



### Actions

1. Identify ASB and drug crime hotspots and develop a partnership approach to tackle these long term issues.  
Promote methods of reporting ASB and other crime.  
Together with partners develop a plan to deal with the problem of vehicle ASB
2. Work with partners to build confidence in statutory services by having a visible presence in local communities.
3. Promote activities and groups which encourage residents to take pride in their area and develop a sense of ownership.
4. Support community groups that support vulnerable groups/ individuals.
5. Work with the youth service to give young people a voice in their locality.
6. Work alongside community to run activities/events that promote greater understanding of our diverse cultures.

### Outcomes

1. Better quality of life. Safer neighbourhood, More residents aware of how to report concerns Safer streets, less issues with parking, off road vehicles, dangerous driving.
2. Increased trust in statutory services  
Increase in reporting of crime and other issues.
3. Greater sense of community.
4. A more inclusive neighbourhood.
5. Young people more involved in their community.
6. Greater community cohesion

### Indicators

1. Crime statistics inc ASB incidents reported.
2. Statutory services visible in the area.
3. Active community/groups and projects  
Community spirit
4. Crime stats
5. Yp engaging in sessions /activities
6. More events being run

# A Sustainable District

## Actions, Outcomes and Indicators – Thornton/Allerton



Actions	Outcomes	Indicators
<p>1. Work with officers/partners to support the appropriate development on green/brown field sites with adequate infrastructure.</p> <p>2. Work with key organisations to deliver initiatives for alternative and affordable 'transport'</p> <p>Explore Citizen Coin for use on public transport</p> <p>3. Support greener environments with a focus on Eco Friendly activities/projects/ownership of greenspaces working with local groups, schools, and VCS.</p> <p>4. Work with partners and residents to develop projects that increase recycling.</p> <p>Engage partners to improve 'grot-spots' and work with residents to look at sustaining improvements</p>	<p>1. Environmentally appropriate development.</p> <p>2. More people being more connected and confident in being able to travel across the area</p> <p>More people opting for more sustainable methods of travel</p> <p>3. More Eco Friendly projects developed across local neighbourhoods. .</p> <p>4. Increase in numbers of people participating in initiatives</p> <p>Increase in recycling rates/physical appearances of neighbourhoods.</p> <p>Increase in local pride and willingness to report fly tipping/waste issues</p>	<p>1. Access to infrastructure. Siting of developments</p> <p>2. Take up of cycling/walking.</p> <p>Number of journeys redeemed via citizen coins</p> <p>3. Community taking pride in area, Condition of green spaces</p> <p>4. Recycling rates</p> <p>Number of grot-spots cleared</p> <p>Number of residents involved in clean-ups.</p>



City of  
**BRADFORD**  
METROPOLITAN DISTRICT COUNCIL

# Toller Ward Locality Plan 2022-25



# Toller Ward Priorities –

Bradford District Priority Outcomes	Ward Priorities – Toller
Better Skills, More Good Jobs and a Growing Economy	<ol style="list-style-type: none"> <li>1.Access to appropriate volunteering/Jobs/ Employment skills/training opportunities.</li> <li>2.Support initiatives which enable young people to achieve the qualifications/skills/experience needed to secure a job.</li> <li>3. Regenerate shopping areas.</li> </ol>
Decent Homes	<ol style="list-style-type: none"> <li>1. Promote Home Energy Efficiency Schemes, Grant improvement programmes, Green Homes and low carbon emissions. .</li> <li>2. Empower residents and tenants, to raise issues around housing quality.</li> <li>3.Take action against owners and tenants whose properties and surrounding areas are not maintained .</li> </ol>
Good Start, Great Schools	<ol style="list-style-type: none"> <li>1. Increasing schools links with VCS and community projects, focusing on civic mindedness.</li> <li>2 Support the development of better use of school and community assets.</li> <li>3.Support initiatives tackling inequality issues that impact on a child’s ability to learn such as: obesity, deprivation and physical health</li> </ol>
Better Health, Better Lives	<ol style="list-style-type: none"> <li>1. Support initiatives that tackle inequalities in accessing health services.</li> <li>2.. Work alongside partners to promote/ improve access to outside spaces/sports facilities/activities/groups.</li> <li>3. Improve health and well being by supporting local initiatives around health.</li> </ol>
Safe, Strong and Active Communities	<ol style="list-style-type: none"> <li>1. Support initiatives to ensure people feel safe in their community.</li> <li>2.Celebrate diversity, heritage, culture and togetherness in local areas and promote a sense of local pride.</li> <li>3.Encouraging more people to be involved in and take ownership of their local area.</li> </ol>
A Sustainable District	<ol style="list-style-type: none"> <li>1.Support initiatives to Improve the outside environment/green spaces.</li> <li>2.Work closely with partners on emerging issues, such as climate change and environmental matters.</li> <li>3.Promote and support local action towards a cleaner and greener environment</li> </ol>

# Better Skills, More Good Jobs and a Growing Economy

## Actions, Outcomes and Indicators – Toller



Actions	Outcomes	Indicators
<p>1. Promote employability initiatives based in the community. Support community enterprise - upskilling people in neighbourhoods, linking in with Skills and Employability Services CBMDC, VCS Promote other services, complex needs hubs which tackle issues around barriers to work.</p> <p>2. Support young people to achieve the qualifications/experience/skills/apprenticeships needed to secure a job. in collaboration with Bradford College, secondary schools, Youth Service, VCS and Skills and Employability Services CBMDC</p> <p>3. Support Initiatives which enable members of emerging communities to access training/education and employment</p> <p>4. Ensure Local and Independent voices are involved in regeneration of shopping areas.</p>	<p>1. Increased number of adults enrolled on employment and skills programmes.  Individuals better skilled and more work ready Individuals more prepared for the working environment and working routines Increased and varied skills</p> <p>2. Increased number of young people engaged in training, education or employment.</p> <p>3. Increased no of members of emerging communities accessing training education and getting into employment.</p> <p>4. More vibrant shopping areas. Safer space for visitors.</p>	<p>1. . Engagement data and increase in referrals to training providers.</p> <p>2. Young people accessing training/education, support services. Number of colleges/businesses offering Traineeship/Apprenticeship programmes</p> <p>3. Employment stats, community conversations</p> <p>4. Increase in footfall. Survey Data, Business Conversations</p>

# Decent Homes

## Actions, Outcomes and Indicators – Toller



Actions	Outcomes	Indicators
<p>1. Engage with householders and provide information on Home Energy Efficiency Schemes and Grants– Domestic Energy Efficiency Support. Work in partnership with Housing providers to review energy efficiency of properties and support upgrades where necessary</p> <p>2. Take action against private and social landlords whose properties and surrounding areas are not maintained. Support tenants groups/networks. Support walkabouts with social housing providers and partners Promote reporting methods for tenants.</p> <p>3. Work with wardens/enforcement to educate landlords tenants on their responsibilities. Promote methods of reporting waste management issues</p>	<p>1. More households adopting energy efficiency improvement plans for their home / property. More households upgrading to energy efficiency measures More Social housing properties maintained to a decent standard</p> <p>2. Improved pride local area including homes and gardens More people living in decent homes More tenants/residents actively engaging in housing issues/initiatives.</p> <p>3. Improvement to the areas outside environment.</p>	<p>1. Number of engagements. Resident feed back &amp; Median energy efficiency data (England 66 KC band 55)</p> <p>2. Active tenants groups/network. Quality of housing. Community spirit. Increased living standards and feedback.</p> <p>3. Appearance of the neighbourhood. No of engagements . Reduction in complaints, resident feed back</p>

# Good Start, Great Schools

## Actions, Outcomes and Indicators – Toller



Actions	Outcomes	Indicators
<ol style="list-style-type: none"><li>1. Work with school's/community groups to help support initiatives and raise awareness on emerging local and national issues. Ensure projects are in place to develop the youth voice.</li><li>2. Council wardens and officers/partners deliver projects in schools around local issues which affect the community.</li><li>3. Explore and support networking opportunities for schools/community groups to work in partnership.</li><li>4. Explore and develop links between schools and services such as Jump/HAF Support partners to deliver accessible food projects.</li></ol>	<ol style="list-style-type: none"><li>1. More cohesive programmes of activities at a local level to support young people of all ages.</li><li>2. Increased number of young people engaged and involved in wider community action projects.</li><li>3. Better links between schools. Improved access to resources.</li><li>4. More families accessing support services. More active children.</li></ol>	<ol style="list-style-type: none"><li>1. Young people engaging with initiatives, session data</li><li>2. Young people's feedback and perceptions of involvement in informal community activities.</li><li>3. Joint activities, activities and meetings.</li><li>4. families supported. increase in Active children.</li></ol>



# Better Health, Better Lives

## Actions, Outcomes and Indicators – Toller



Actions	Outcomes	Indicators
<p>1. Work with partners to set up health initiatives Referral and signposting of residents to public health programmes Work with food charities/community groups/schools to support families facing food poverty. Support statutory and voluntary organisations to design services and sessions to meet the health needs of their communities, focusing on early prevention.</p> <p>2. Support local sports clubs and initiatives such as JUMP</p> <p>3. Promote local health champions at GP surgeries.</p>	<p>1. More chances for people to take responsibility for their own health Increased opportunities to engage in an active lifestyle Improved physical and mental well-being Choice in health activities People participating in positive lifestyle activities More residents accessing health activities or activities that positively impact health.</p> <p>2. More people taking part in physically activities. Improved physical/mental health</p> <p>3. Easier to access health services. Increase use of health services.</p>	<p>1. activities taking place in neighbourhoods Neighbourhood initiatives  Sessions that have a positive impact on health . Engagement with people attending sessions Residents engaging with consultations around health and well-being and wider determinants of health.</p> <p>2. People taking part in activities accessing outside spaces.</p> <p>3. Health champions in local GPs Number of Projects. People accessing local health services.</p>

# Safe, Strong and Active Communities

## Actions, Outcomes and Indicators – Toller



Actions	Outcomes	Indicators
<p>1. Identify ASB and drug crime hotspots and develop a partnership approach to tackle these long term issues. Promote methods of reporting ASB and other crime. Together with partners develop a plan to deal with the problem of vehicle ASB</p> <p>2. Work with partners to build confidence in statutory services by having a visible presence in local communities.</p> <p>3. Promote activities and groups which encourage residents to take pride in their area and develop a sense of ownership.</p> <p>4. Support community groups that support vulnerable groups/ individuals.</p> <p>5. Work with the youth service to give young people a voice in their locality.</p> <p>6. Work alongside community to run activities/events that promote greater understanding of our diverse cultures.</p>	<p>1. Better quality of life. Safer neighbourhood More residents aware of how to report concerns Safer streets, less issues with parking, off road vehicles, dangerous driving.</p> <p>2. Increased trust in statutory services Community members more able to report crimes and other issues. Greater sense of community.</p> <p>4. A more inclusive neighbourhood.</p> <p>5. Young people more involved in their community.</p> <p>6. Increase in community pride and understanding</p>	<p>1. Crime statistics ASB incidents reported.</p> <p>2. Statutory services visible in the area.</p> <p>3. Active community/groups and projects Community spirit</p> <p>4. Crime stats</p> <p>5. Young people engaging in sessions /activities</p> <p>6. More events being run</p>

# A Sustainable District

## Actions, Outcomes and Indicators – Toller



Actions	Outcomes	Indicators
<p>1. Support local groups involved with projects to improve the outside environment.</p> <p>Improve green spaces – bringing derelict areas into use.</p> <p>Work with enforcement/wardens and partners to identify land that is un-adopted/not registered and left to deteriorate and work with residents/partners to deal with issues.</p> <p>2. Support greener environments with a focus on Eco Friendly activities/projects/ownership of greenspaces working with local groups, schools, and VCS.</p> <p>3. Work with partners and residents to develop projects that increase recycling.</p> <p>Engage partners to improve 'grot-spots and work with residents to look at sustaining improvements</p>	<p>1. More people using green spaces.</p> <p>2. More opportunities developed for residents to engage in local environmental projects More residents feeling they have a voice in local environmental issues. Environmentally appropriate development.</p> <p>3. Increase in numbers of people participating in initiatives Improvement in recycling rates/physical appearances of neighbourhoods. Increase in local pride and willingness to report fly tipping/waste issues</p>	<p>1. projects/activities taking part on green spaces.</p> <p>2. people involved in local environmental initiatives community litter picks</p> <p>3. Improved Recycling rates promoted campaigns reduction in of reports of fly tipping grot-spots cleared residents involved in clean-ups.</p>

# Let's keep the conversation going

**Contact your Area Co-ordinators Office for more information about this plan, and how to get involved in your community.**

**Area Co-ordinator:** Noreen Akhtar

**Phone:** 01274 432597

**Email:** [Bradfordwestinfo@bradford.gov.uk](mailto:Bradfordwestinfo@bradford.gov.uk)

**Address:**

Bradford West Area Co-ordinator's Office  
Lawcroft House  
Lilycroft Road  
Manningham  
Bradford  
BD9 5AF



Everybody in the Bradford West locality can make a difference!  
Here are a few ideas....



## Connect

- Meet your ward councillors (via email, phone, in person at their surgeries)
- Get to know your Area Co-ordinator's Office team and their Ward Officers and Assistant Ward Officers



## Have your say

- Share your ideas through resident and community consultation
- Attend Area Committee, learn about key plans and ask questions
- Vote in local elections



## Get involved

- Volunteer in your area (lots of opportunities can be found [here](http://www.peoplecanbradforddistrict.org.uk))
- Be neighbourly
- Choose sustainable, active travel options
- Community action e.g. Dementia friendly communities, litter picks

Find lots more ideas at [www.peoplecanbradforddistrict.org.uk](http://www.peoplecanbradforddistrict.org.uk)