

# Absence Performance

Council staff in 12 month period to 1 April 2021

Select a Department or Category to filter the information shown:

Department:  Sickness Category:

| Department                              | BV12 Sickness Outturns | 2018  | 2019  | 2020  | 2021  |
|---|------------------------|-------|-------|-------|-------|
| Chief Exec's & Office of the Chief Exec |                        | 7.71  | 5.36  | 4.87  | 7.30  |
| Children's Services                     |                        | 13.62 | 14.03 | 14.98 | 12.52 |
| Corporate Resources                     |                        | 10.65 | 10.32 | 11.35 | 9.47  |
| Health & Wellbeing                      |                        | 14.68 | 15.60 | 13.37 | 13.66 |
| Place                                   |                        | 13.01 | 14.06 | 13.58 | 9.23  |
| West Yorkshire Pension Fund             |                        | 6.79  | 6.14  | 6.05  | 5.48  |
| Council Total (excluding Schools)       |                        | 12.57 | 13.00 | 12.96 | 10.75 |

Total Sickness 2020/21

**844**

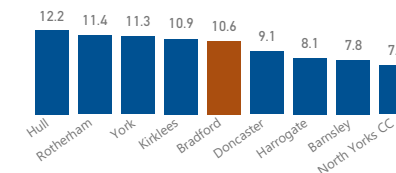
Total FTE Days Lost

Total Sickness 2020/21

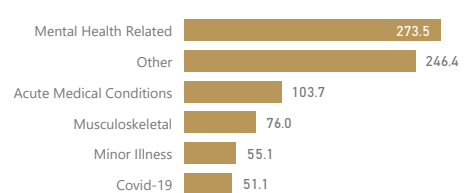
**£124.2K**

Total Sick Pay Cost

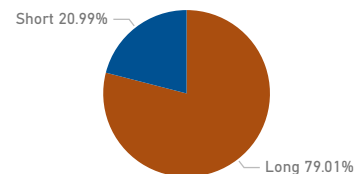
BV12 Local Authority Comparison 2018/19 (incl schools)



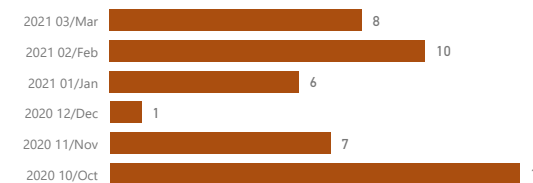
Sickness Category (FTE days) 2020/21



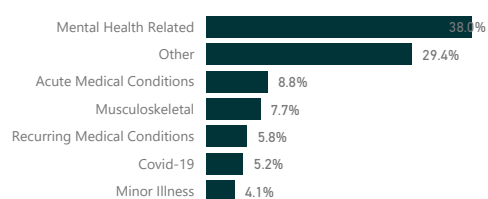
FTE Days by Term 2020/21



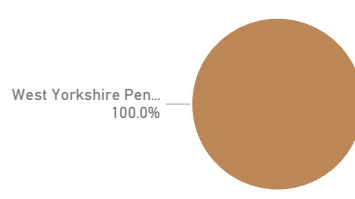
Sickness Spells Commenced per Month



Sick Pay by Category (£) 2020/21



Sick Pay Costs Split 2020/21



Sick Pay Cost by Month Commenced (£)

