

# Absence Performance

Council staff in 12 month period to 1 April 2021

Select a Department or Category to filter the information shown:

Department:  Sickness Category:

Department BV12 Sickness Outturns	2018	2019	2020	2021
Chief Exec's & Office of the Chief Exec	7.71	5.36	4.87	7.30
Children's Services	13.62	14.03	14.98	12.52
Corporate Resources	10.65	10.32	11.35	9.47
Health & Wellbeing	14.68	15.60	13.37	13.66
Place	13.01	14.06	13.58	9.23
West Yorkshire Pension Fund	6.79	6.14	6.05	5.48
Council Total (excluding Schools)	12.57	13.00	12.96	10.75

Total Sickness 2020/21

**844**

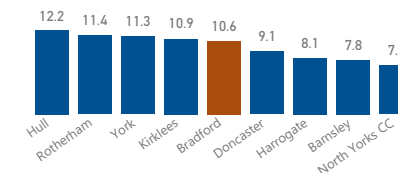
Total FTE Days Lost

Total Sickness 2020/21

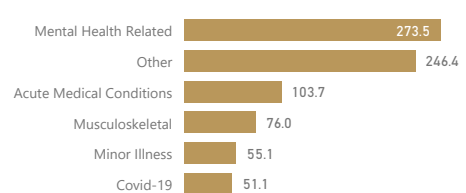
**£124.2K**

Total Sick Pay Cost

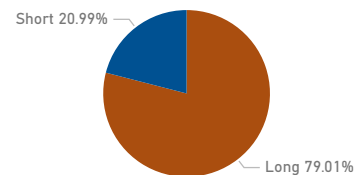
BV12 Local Authority Comparison 2018/19 (incl schools)



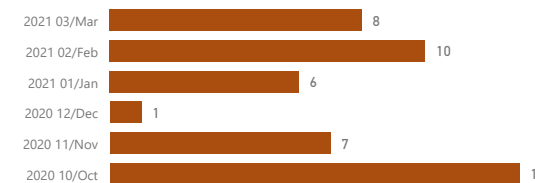
Sickness Category (FTE days) 2020/21



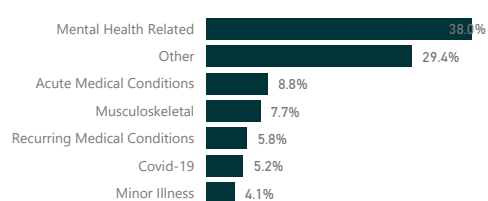
FTE Days by Term 2020/21



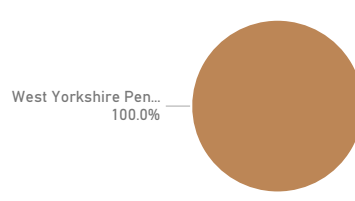
Sickness Spells Commenced per Month



Sick Pay by Category (£) 2020/21



Sick Pay Costs Split 2020/21



Sick Pay Cost by Month Commenced (£)

