

Absence Performance

Council staff in 12 month period to 1 April 2020

Select a Department or Category to filter the information shown:

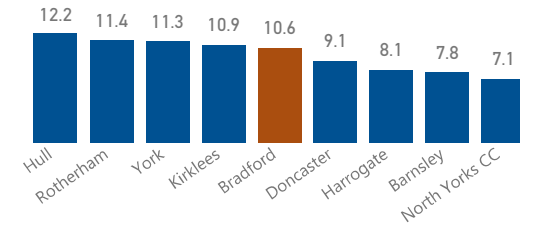
Department: Sickness Category:

Department BV12 Sickness Outturns	2017	2018	2019	2020
Chief Exec's & Office of the Chief Exec	4.60	7.71	5.36	4.87
Children's Services	13.72	13.62	14.03	14.98
Corporate Resources	10.02	10.65	10.32	11.35
Health & Wellbeing Place	14.74	14.68	15.60	13.37
West Yorkshire Pension Fund	9.27	6.79	6.14	6.05
Council Total (excluding Schools)	11.85	12.57	13.00	12.96

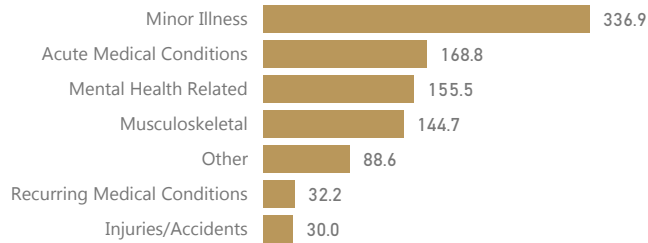
Total Sickness 2019/20: **957** Total FTE Days Lost

Total Sickness 2019/20: **£119.6K** Total Sick Pay Cost

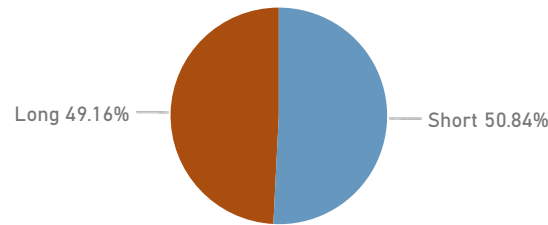
BV12 Local Authority Comparison 2018/19 (incl schools)



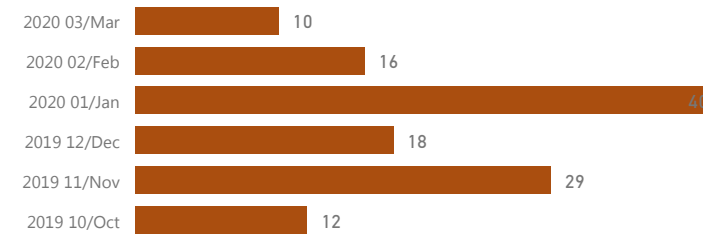
Sickness Category (FTE days) 2019/20



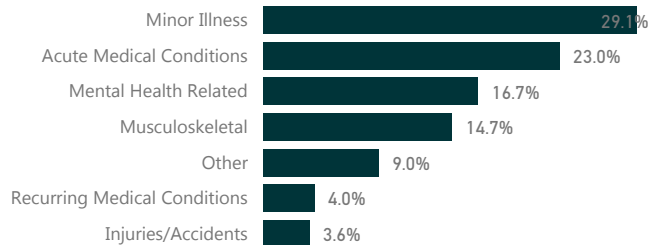
FTE Days by Term 2019/20



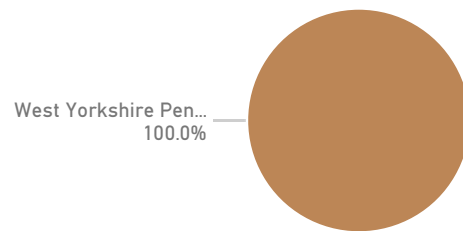
Sickness Spells Commenced per Month



Sick Pay by Category (£) 2019/20



Sick Pay Costs Split 2019/20



Sick Pay Cost by Month Commenced (£)

