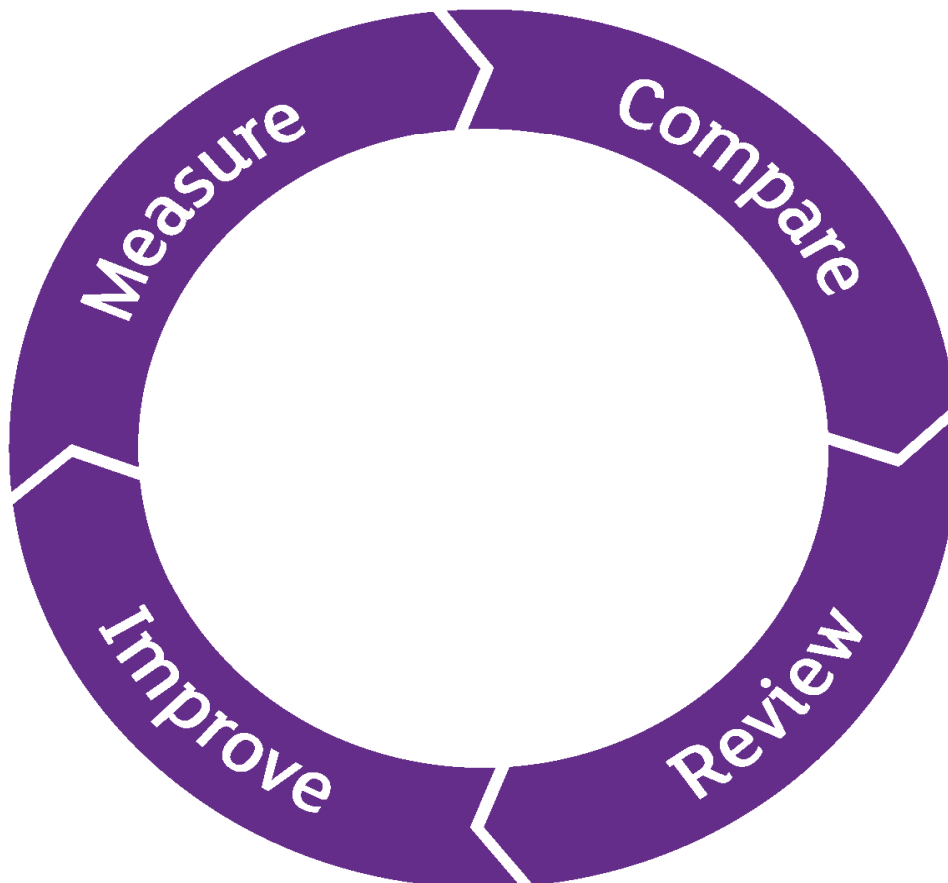


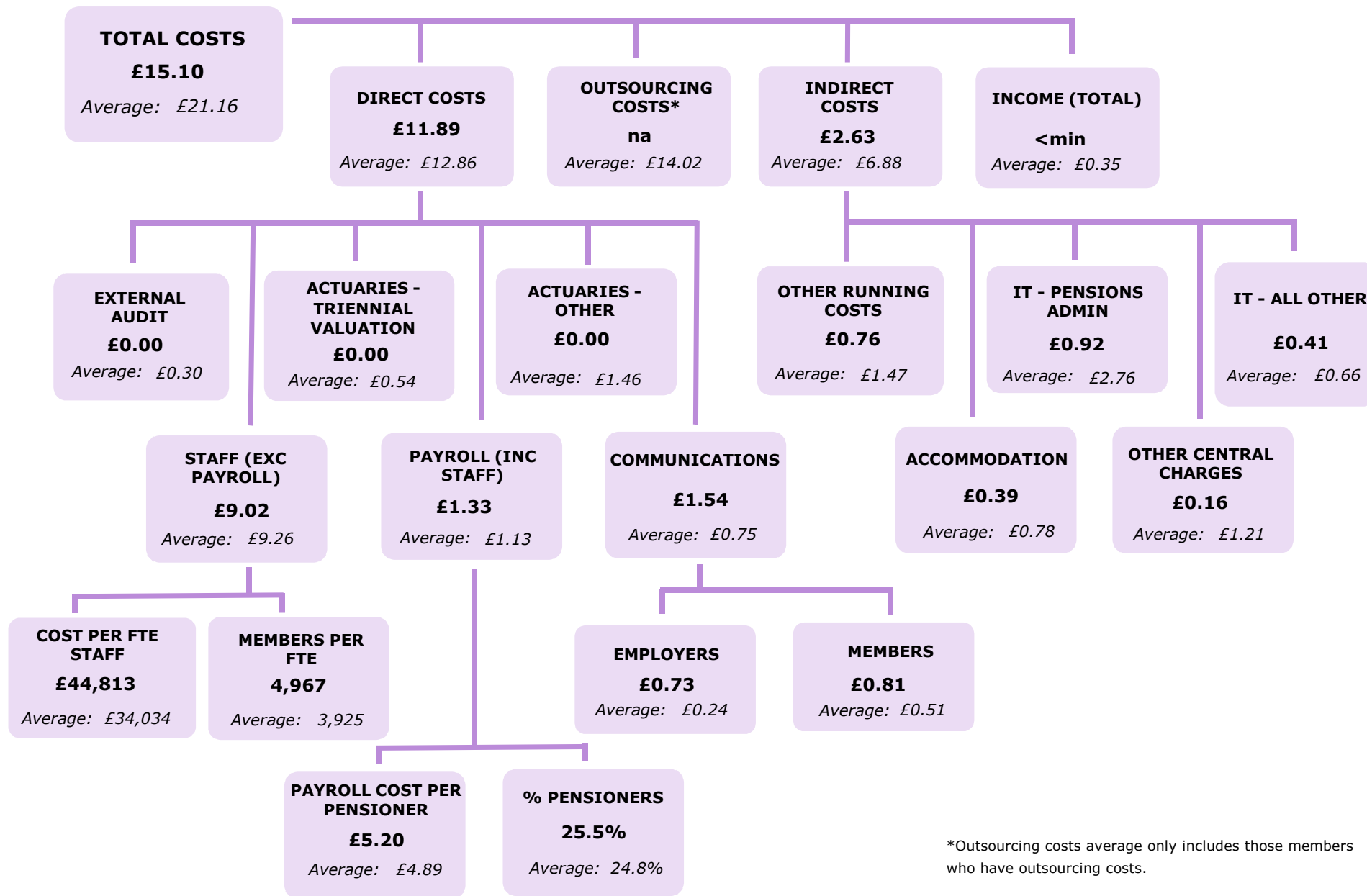
Analytics & Research

# pensions administration benchmarking club

2018 - West Yorkshire Pension Fund Executive Summary

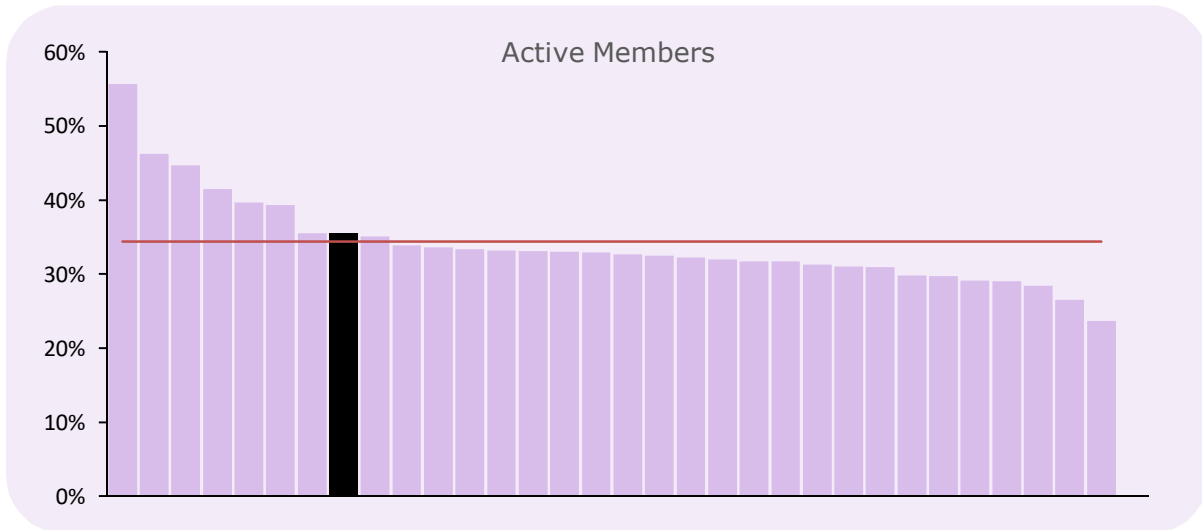


## Cost Analysis per Member



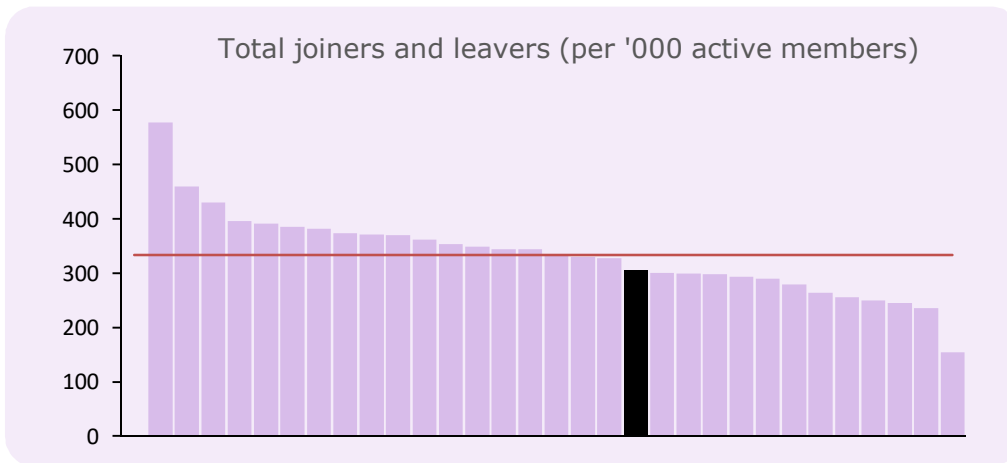
\*Outsourcing costs average only includes those members who have outsourcing costs.

## WORKLOAD MEASURES

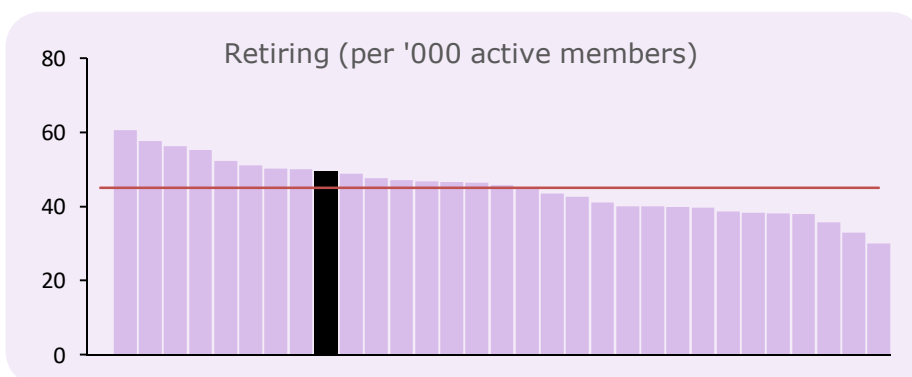


Composition of members at 31/03/2018	Number	%	Avg. No.	Avg. %
<u>Active:</u>				
Full-time	50,052	13.9%	22,065	17.7%
Part-time	77,548	21.6%	20,760	16.7%
<b>Active sub-total</b>	<b>127,600</b>	<b>35.5%</b>	<b>42,824</b>	<b>34.4%</b>
Deferred staff	113,853	31.7%	37,672	30.3%
Pensioners	91,716	25.5%	30,849	24.8%
Dependants	13,766	3.8%	4,813	3.9%
Frozen refunds	7,549	2.1%	4,574	3.7%
Leavers unprocessed/in progress	5,041	1.4%	4,042	3.2%
<b>Total</b>	<b>359,525</b>		<b>124,773</b>	

## WORKLOAD MEASURES



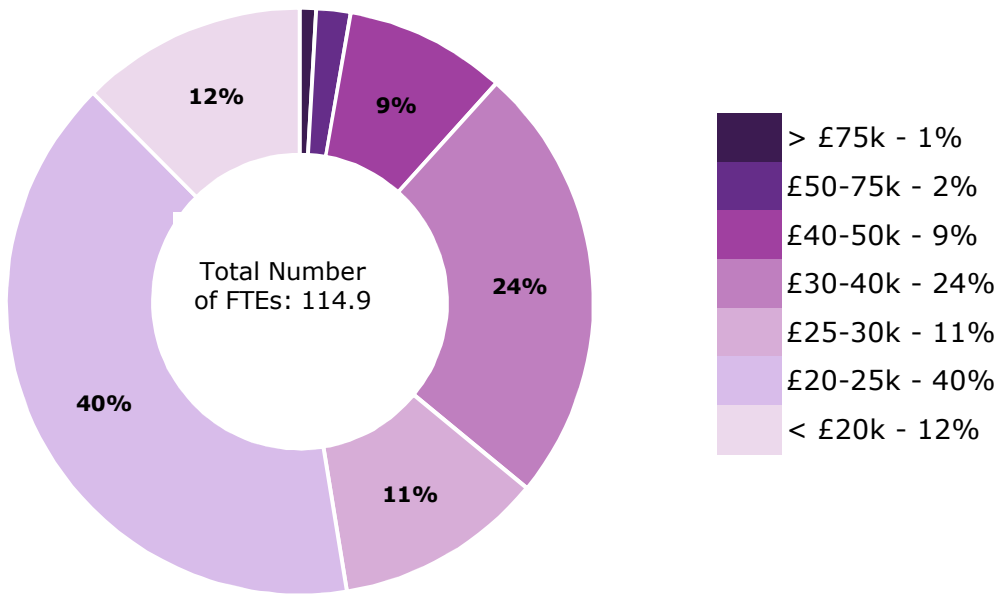
Joiners & Leavers	Number	'000	Average
Joining	19,995	157	190
Retiring	6,311	49	45
Deaths	3,414	27	25
Transferred out	621	5	11
Deferred	7,085	56	52
Opted out	1,468	12	19
<b>Total</b>	<b>38,894</b>	<b>305</b>	<b>334</b>



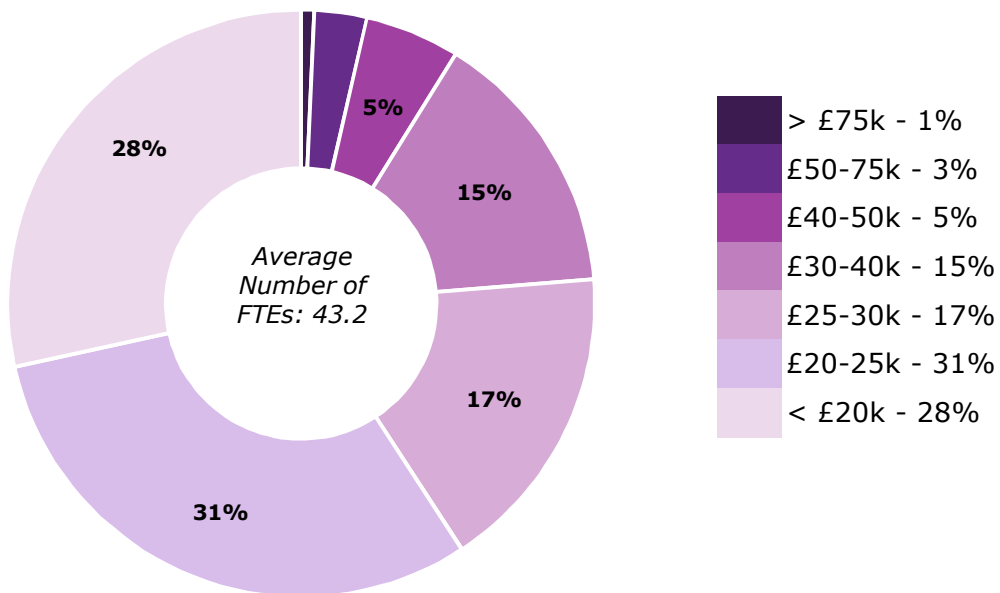
Retirements	Number	%	Average
Incapacity	410	6%	5%
Normal Retirement Date (NRD)	1,550	25%	24%
Pre-NRD	2,890	46%	45%
Post-NRD	501	8%	12%
Redundancy / efficiency	679	11%	11%
Flexible	281	4%	3%
<b>Total</b>	<b>6,311</b>		

# STAFFING AND PROFESSIONAL EXPERIENCE

## West Yorkshire Pension Fund FTEs



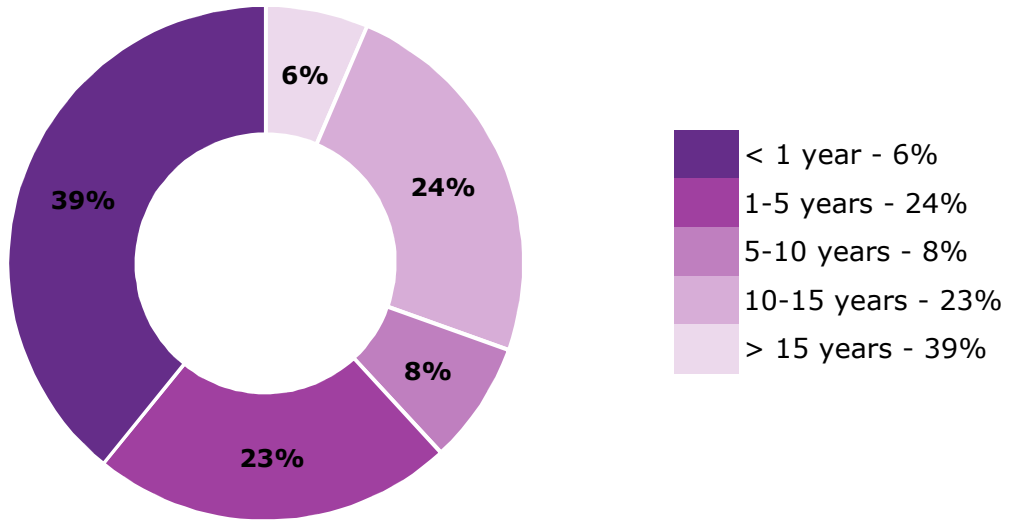
## Average FTEs



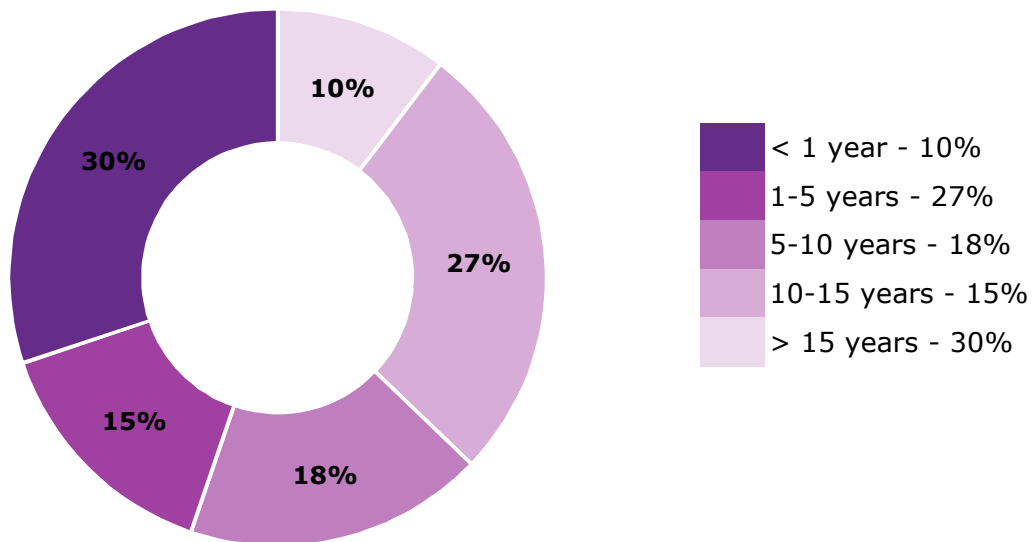
*For local authorities with percentages less than 5%, these will not be shown on the graphs above.*

## STAFFING AND PROFESSIONAL EXPERIENCE

### West Yorkshire Pension Fund Pensions Experience



### Average Pensions Experience



*For local authorities with percentages less than 5%, these will not be shown on the graphs above.*

**CIPFA is the leading professional accountancy body for public services, whether provided by the public or private sectors. It provides education and training in accountancy and financial management, and sets and monitors professional standards.**

CIPFA also provides professional services to public sector organisations and managers. These include: statistical and technical information services, research services, consultancy, advisory networks and forums.

CIPFA holds more data on local government performance than any other organisation in the world and our Corporate Services Benchmarking Clubs are the market leader in local government benchmarking, with high levels of participation and customer satisfaction. Our detailed reports, databases, and interactive tools provide you with solid evidence to support decisions on budget and improvement.

### We also do...

In addition to Pensions, other Benchmarking Clubs include Accountancy, Creditors, Debtors and Payroll.

We also provide other Pensions related services through TISonline.

To learn more about other benchmarking clubs in areas such as Adult Social Care and Children's Services, or to see our Value for Money indicator stream, please see our website:

[www.cipfa.org/services/benchmarking](http://www.cipfa.org/services/benchmarking)

### Contact us

To find out more about our other Corporate Services Benchmarking Clubs please visit our website:

[www.cipfa.org/corporateservices](http://www.cipfa.org/corporateservices)

For more information about how CIPFA Benchmarking can help your organisation or to sign up today contact:

E: [customerliaison@cipfa.org](mailto:customerliaison@cipfa.org) T: 020 7543 5600



**CIPFA** | The Chartered Institute of  
Public Finance & Accountancy

Registered office:

CIPFA Business Limited, 77 Mansell Street, London E1 8AN

T: 020 7543 5600 F: 020 7543 5700

[www.cipfa.org](http://www.cipfa.org)

CIPFA Business Limited, the trading arm of CIPFA that provides a range of services to public sector clients. Registered in England and Wales no. 2376684

