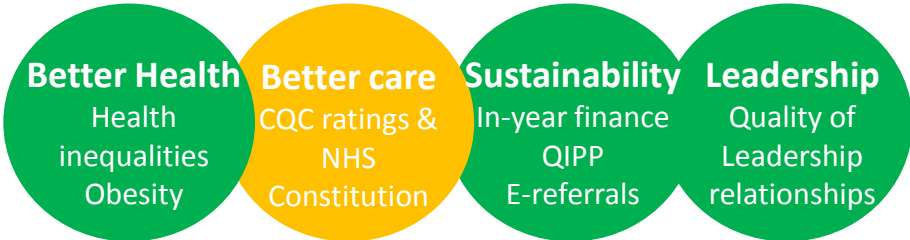


Status across domain areas

NHS Airedale, Wharfedale & Craven CCG

We spend approximately **£1,564** for every person registered with a GP in Airedale, Wharfedale & Craven and this money gives both local doctors and local people more say in how our healthcare is organised. We buy services on behalf of people living in our area which include an increasingly older population with a fifth over 65 years of age and we want to care for our elderly in particular those who are becoming frail



*** Better *** Similar *** Worse compared to England

Self-care

Better self-care: training

10.3% of staff across health and social care have attended training to support people with better self-care

Community Services



Carers with a Long-Term-Condition

0.67 score for carers reporting they feel supported to manage their LTC(s) ranked well amongst England's CCGs

Urgent & Emergency Care

Urgent Care Sensitive conditions

We have a high rate of emergency admissions for urgent care sensitive conditions 2,475 per 100,000 population

Collaborating Hospitals

Gastroenterology

Gastroenterology specialty considering a 24/7 acute model across 2 sites at Airedale Hospital and Bradford Royal Infirmary

Better Health

change 4 life Childhood obesity

3 out of 10 children aged ten or eleven years of age are overweight or obese, this result is better than the average across England

Better Care



Care quality ratings

Ratings for primary care are the best. However, ratings for hospitals & community services and for care homes and residential homes are in need of improvement

Sustainability



Financial performance Green

We want to make every pound go further and have developed plans to improve quality whilst saving money.

Leadership

Quality of Leadership Green Star

In 2017/18 the quality of our leadership was assessed as amongst the best in England, an improvement on last years Green rating

Health Inequalities



The frequency of people being admitted to hospital for long term conditions, from our poorest communities is higher than other areas in England

NHS Constitution Standards



Waiting times for cancer treatment were met. However, were not met for hospital outpatient appointments or Accident and Emergency, although results were similar to across England

Uptake of new e-referrals system



Currently 3 out of 5 referrals are made electronically via the e-referrals services. This needs to be the way all patients are referred from the 1st of October 2018


Effectiveness of relationships

Working relationships as assessed by our annual 360 degree stakeholder survey were the highest across England, ranked 8 out of 207

Status across domain areas

NHS Bradford City CCG

We spend approximately **£1,331** for every person registered with a GP in the city and this money gives both local doctors and local people more say in how our healthcare is organised. We are recognised as being the most deprived CCG in England as we have some of the poorest communities living in our city and we want to tackle inequalities that contribute to ill health



Better Health
Health inequalities
Obesity

Better care
CQC ratings & NHS Constitution

Sustainability
In-year finance QIPP
E-referrals

Leadership
Quality of Leadership and relationships

*** Better *** Similar *** Worse compared to England

Self-care

Better self-care: training

10.3% of staff across health and social care have attended training to support people with better self-care

Out of Hospitals

Carers with a Long-Term-Condition

0.61 score for carers reporting they feel supported to manage their LTC(s) ranks low amongst England's CCGs and we need to improve

Urgent & Emergency Care

Urgent Care Sensitive conditions

We have the highest rate of emergency admissions for urgent care sensitive conditions in England with 4,374 per 100,000 population

Planned Care

Gastroenterology

Gastroenterology specialty considering a 24/7 acute model across 2 sites at Airedale Hospital and Bradford Royal Infirmary

Better Health

change 4 life Childhood obesity

2 out of 5 children aged ten or eleven year olds are overweight or obese, this result is higher than the England which is 3 out of 10

Better Care

Care Quality Commission Care quality ratings

Ratings for primary care is similar to England, however for hospitals and community services and for care homes and residential homes ratings show there is a need for improvement in our area

Sustainability

Financial performance **Green**

We want to make every pound go further and have developed plans to improve quality whilst saving money.

Leadership

Quality of Leadership **Green Star**

In 2017/18 the quality of our leadership was again assessed as amongst the top CCGs in England

Health inequalities

The frequency of people being admitted to hospital for long term conditions, from our poorest communities is 3 ½ times higher than the England average.

NHS Constitution Standards

Waiting times for cancer treatment, for hospital out patient appointments and in Accident and Emergency are not meeting the recommended standard

Uptake of new e-referrals system

Currently under ½ of referrals are made electronically via the e-referrals services. This needs to be the way all patients are referred by the 1st of October 2018


Effectiveness of relationships

Working relationships as assessed by our annual 360 degree stakeholder survey were the highest across England, ranked 15 out of 207

Status across domain areas

NHS Bradford Districts CCG

We spend approximately **£1,486** for every person registered with a GP across Bradford (not including the city). This money gives both local doctors and local people more say in how our health care is organised. We buy services for our communities including some of the poorest communities in England and we want to tackle inequalities that contribute to ill health



Better Health
Health inequalities
Obesity

Better care
CQC ratings & NHS Constitution

Sustainability
In-year finance QIPP
E-referrals

Leadership
Quality of Leadership & relationships

*** Better *** Similar *** Worse compared to England

Self-care

Better self-care: training

10.3% of staff across health and social care have attended training to support people with better self-care

Out of Hospitals

Carers with a Long-Term-Condition

0.60 score for carers reporting they feel supported to manage their LTC(s) ranks low amongst England's CCGs and we need to improve

Urgent & Emergency Care

Urgent Care Sensitive conditions

We have the high rate of emergency admissions for urgent care sensitive conditions in England with 3,178 per 100,000 population

Planned Care

Gastroenterology

Gastroenterology specialty considering a 24/7 acute model across 2 sites at Airedale Hospital and Bradford Royal Infirmary

Better Health

change 4 life Childhood obesity

Almost 2 out of 5 children aged ten or eleven year olds are overweight or obese, this result is the same as the England rate

Better Care

Care Quality Commission Care quality ratings

Ratings for primary care is similar to England, however for hospitals and community services and for care homes and residential homes ratings show there is a need for improvement in our area

Sustainability

Financial performance
Amber

We want to make every pound go further and have developed plans to improve quality whilst saving money. At this time we are not fully delivering planned savings.

Leadership

Quality of Leadership
Green Star

In 2017/18 the quality of our leadership was again assessed as amongst the top CCGs in England

Health inequalities

The frequency of people being admitted to hospital for long term conditions, from our poorest communities is much higher than other areas in England

NHS Constitution Standards

Waiting times for cancer treatment, for hospital out patient appointments and in Accident and Emergency are not meeting the recommended standard

Uptake of new e-referrals system

Currently under 1/2 of referrals are made electronically via the e-referrals services. This needs to be the way all patients are referred by the 1st of October 2018

Effectiveness of relationships

Working relationships as assessed by our annual 360 degree stakeholder survey were the highest across England, ranked 44 out of 207