

Report of the Area Co-ordinator to the meeting of Bradford East Area Committee to be held on Tuesday 23rd July 2013.

Q

Subject:

Street Cleansing - Devolution

Summary statement:

This report provides further information with regards to the devolution of Street Cleansing services and includes specific information relating to:

- Street Cleansing service delivery plan
- Finance
- Performance
- Involving citizens in service delivery
- Opportunities and challenges for the service



Suzan Hemingway, City Solicitor

Ian Bairstow
Director Environment and Sport

Portfolio:

Environment

Report Contact: Louise Williams
Phone: (01274) 431066
E-mail: Louise.williams@bradford.gov.uk

Overview & Scrutiny Area:

Environment and Waste Management

1. SUMMARY

1.1 This report provides further information with regards to the devolution of Street Cleansing services and includes specific information relating to:

- Street Cleansing service delivery plan
- Finance
- Performance
- Involving citizens in service delivery
- Opportunities and challenges for the service

2. BACKGROUND

2.1 A report on devolving Street Cleansing was presented to this committee on 22 November 2012 outlining the basis on which the Bradford East Area Committee would take responsibility for the service. The Area Committee recommended that the Bradford East Area Coordinator programmes papers to enable it to consider details of Street Cleansing and how they may be able to shape the service and that future reports provide a full breakdown of funding by ward for the Bradford East Constituency and by Constituency across the district.

2.2 Service Planning

2.2.1 The Service Plan for 2013/2014 is shown in Appendix 1 which includes key goals for this financial year. Efficiency savings required from the Street Cleansing Budget for 2013 /2014 is £320k. For future years the full year effect will be £530k. This will mean reductions to the mechanical sweeping operation and this will impact on its current working pattern.

2.2.2 Currently the mechanical operation works a shift pattern that operates seven days a week from 5.30am to 5.00pm every day with the exception of Christmas Day, Boxing Day and New Year's Day.

2.2.3 Changes will mean that in the future the service will operate reduced hours working from 6.00am to 3.00pm Monday to Friday and with a skeleton crew operating from 6.00am to 12.00 noon at weekends. At weekends the priorities will be main town and village centres. It is the intention to implement the new changes early August this year.

2.2.4 With the reduced mechanical sweeping hours the frequency of cleaning for areas and methodology will need reshaping. The priority for the Street cleaning this year therefore will be to look at route planning and prioritising areas for cleaning to maintain current performance. This will require a significant amount of planning from the Bradford East Area office with consultation with elected members.

2.2.5 There are no plans to change the current resource deployment in ward based Clean Teams at the present time and this part of the service has not been affected by the efficiency savings. This part of the structure therefore will not change to that presented to this committee in March 2012.

2.2.6 £20k for community clean ups has been removed from the budget. This will have implications for community groups wishing to organise clean ups at weekends using cleansing resources. Alternative arrangements will need to be made through the working

week within mainstream budget resources. E.g. Action days.

2.3 Finance

2.3.1 The table below shows the total budget for Bradford East Area Committee and District comparators for 2013/14 and this takes into account the part year effect for the reduction in the mechanical sweeping resource.

Street Cleansing Devolved Budgets 2013-14

Area	Emps	Premises	Transport	Supplies & Services	Income	TOTAL
East	573,000	13,900	219,200	29,000	-10,300	824,800
Keighley	584,200	14,100	223,400	29,600	-10,500	840,800
Shipley	503,200	12,200	192,400	25,500	-9,000	724,300
South	553,500	13,400	211,700	28,100	-9,900	796,800
West	581,400	14,100	222,400	29,500	-10,400	837,000
TOTAL FOR AREAS	2,795,300	67,700	1,069,100	141,700	-50,100	4,023,700

Future reports will include further breakdown by all 6 wards in Bradford East

2.4 Cleanliness Monitoring

2.4.1 The service conducts regular surveys of each ward to establish a local snapshot of environmental indicators for performance management purposes. The grading methodology is derived from the former NI 195 indicator and the sample selection process has been adapted to specifically suit ward based surveying. Details of the monitoring methodology is available on request.

2.4.2 Each ward has approximately six to eight priority streets which are graded every month. These are areas of high pedestrian footfall, main roads or retail areas. In addition the monitoring officer will select another seven to nine streets before undertaking a survey.

2.4.3 Grades for litter, detritus, graffiti and fly posting are awarded as follows:

- A None present
- B+ Almost clear
- B Some present but not below acceptable standard
- B- Part of street falls below an acceptable standard (half-fail)
- C Street falls below acceptable standard
- C- Very poor condition
- D Street is completely affected

2.5 Performance

2.5.1 Appendix 2 shows the performance in terms of measured cleanliness with regards to litter, detritus, graffiti and fly posting and compares the period of May to June 2011 /12 to and the corresponding period in 2012/13. The report also shows the numbers of fly tipping reports and requests for service over the same period.

2.5.2 These indicators give an overall picture of the cleanliness of a ward and serve as early

warning signs for specific problems. They can also act as a tool to facilitate moving resources around to target problematic areas.

2.5.3 In terms of litter, the percentage fails for 2012/ 13 have slightly increased from 29% to 20% when compared to 2011/12. Bradford Moor and Bowling and Barkarend wards continue to experience high levels of litter. Detritus (silt in channels) also shows a slight increase from 5% to 6%. Graffiti and fly posting levels remain unchanged across the area.

2.5.4 Street Cleansing reports by the public have increased from 831 to 992 with Little Horton in particular showing a marked increase in reports.

2.5.5 Fly tipping reports across the area overall have also risen slightly in comparison to last year from 1,129 reports in 2011/12 to 1,243 reports in 2012/13.

2.7 Involving citizens in service delivery

2.7.1 A number of schemes are currently in place which involves citizens in service delivery. These include:

- Work with schools
- Probation work (requests from community groups)
- Reporting environmental issues to 431000
- Neighbourhood forums/community meetings
- Dog fouling initiatives

2.8 Identifying opportunities and challenges

2.8.1 In terms of challenges the budget reduction on mechanical sweeping will have resource implications, particularly in the leafy season. Changing the way we work and improving efficiency with the remaining resource will be crucial if we are to maintain current service levels. Management is currently considering a number of strategies to address this e.g.:

- More disposal sites to reduce downtime on tipping
- Drivers taking ownership of wards
- Using water standpipes instead of returning to depot
- Improving data on cleanliness of specific land classifications and adjusting routes accordingly

2.8.2 Fleet downtime is a particular problem presently with vehicles off the road for repairs and maintenance. Management is currently reviewing types of vehicles and the number of years they are purchased over to provide the most efficient and economic fleet.

2.8.3 Other challenges to the service include the removal of Community Clean Up budget £20k and the possibility of further budget reductions.

2.8.4 There are also a number of opportunities and prospects for the service including:

- (i) Increased apprenticeships and work placements providing additional support for the service and providing young people with NVQ2 qualifications and the possibility of full time employment.

- (ii) New contract with the Probation Service for offenders to work on specific projects and streamline with Justice Seen Justice Done and ward officers.
- (iii) Continuing partnership with B works, a social business that supports long term unemployed people back into work through on the job training, focussing on snicket clearing and repainting litter bins.

2.8.5 Improved intelligence and data systems to provide cleansing managers and ward officers with effective ICT reporting mechanisms to identify hot spots and target priority areas.

3. OTHER CONSIDERATIONS

3.1 None

4. OPTIONS

4.1. Members have the option to redirect Street Cleansing resources within the Bradford East Area.

4.2 As a devolved service members have the option to have significant input into shaping the service particularly when developing the ward plans.

5. FINANCIAL & RESOURCE APPRAISAL

5.1 The level of resource delegated to Area Committees is within existing budgets for 2013/14 as agreed at Full Council. Bradford East has an overall Street Cleansing budget of £824,800 for 2013/14. Comparators for other areas are shown in 2.3.1.

6. RISK MANAGEMENT AND GOVERNANCE ISSUES

6.1 The reduction in the budget in 2013 / 14 may have implications for the cleanliness of Bradford East in terms of litter and detritus which could impact on the levels of reports and complaints to the Council.

7. LEGAL APPRAISAL

7.1 Legal Services have been consulted and have not raised any major issues

8. OTHER IMPLICATIONS

8.1 EQUALITY & DIVERSITY

8.1.1 The Street Cleaning Services provides coverage and support for all residents and visitors to the area. Bradford East Area Committee decisions will need to be made in line with Equal Rights legislation. This will require the Committee to assess the potential equality impact of any decisions they make.

8.2 SUSTAINABILITY IMPLICATIONS

8.2.1 No significant implications. However in terms of waste collected Street Cleansing teams always separate and recycle materials where it is practicable to do so. In addition increased

local decision making has the potential to create more sustainable solutions to local issues.

8.3 GREENHOUSE GAS EMISSIONS IMPACTS

8.3.1 Street Cleansing Teams continue to divert waste away from landfill by recycling as much waste as possible to reduce methane and carbon dioxide emissions.

8.4 COMMUNITY SAFETY IMPLICATIONS

8.4.1 Increased local decision making has the potential to improve community safety through more closely addressing local priorities.

8.5 HUMAN RIGHTS ACT

8.5.1 None specific.

8.6 TRADE UNION

8.6.1 Management continue to meet with the trade unions with regards the Street Cleansing service and in particular with regards the restructuring of the mechanical sweeping service and the redeployment of staff.

8.7 WARD IMPLICATIONS

8.7.1 The information in this report is relevant to all Wards in the Bradford East Area.

8.8 AREA COMMITTEE ACTION PLAN IMPLICATIONS

8.8.1 An increased level devolution of the services will allow the Area Committee to further address local priorities for those services.

9. NOT FOR PUBLICATION DOCUMENTS

9.1 There are no not for publication documents.

10. RECOMMENDATIONS

10.1 Bradford East Area Committee notes the update and progress of the Street Cleansing Service.

10.2 That a breakdown of funding by ward be brought with the next report to this Committee.

11. APPENDICES

11.1 Appendix 1- Street Cleansing operational plan 2013/14

11.2 Appendix 2 – Performance Monitoring and requests for service

12. BACKGROUND DOCUMENTS

- 12.1 Devolution to Area Committees” (Document AG), Report of the Strategic Director of Environment and Sport to the Council Executive, 9th October 2012.
- 12.2 Devolution of Council Service budgets and responsibilities to Area Committees from 2012-13 onwards” (Document U), Report of the Strategic Director of Environment and Sport to the meeting of the Council Corporate Governance & Audit Committee on 5th October 2012, Devolution to Area Committees
- 12.3 Devolution to Area Committee (Document AO), Report of the Area Co-ordinator to the meeting of the Bradford East Area Committee on 22nd November 2012.

STREET CLEANSING OPERATIONAL PLAN 2013/14 - BRADFORD EAST CONSTITUENCY**1 Key Objectives**

To maintain cleanliness across Bradford East to 2012 /13 service levels.

To review Health and Safety risk assessments and procedures across all services including rigorous audit inspections.

To undertake a full review of the mechanical sweeping operation and introduce new routes.

2 Significant Achievements in 2012/13

Litter, detritus, graffiti, fly tipping and fly posting kept to a minimum.

Successful community clean up campaign completed.

Secured funding for apprenticeship/work placements.

Amalgamated Street Scene successfully into Neighbourhood Service e.g. ward teams set up including wardens and cleansing staff.

Health and safety and on the job training completed for all Street Cleansing staff.

Community pay back scheme with Probation continued.

Health and safety audit completed and working procedures reviewed and in place for all areas of operation.

Successful bonfire operation.

Work closely with gritting teams to provide additional cover for Highways when Street Cleansing is suspended.

Liaising with Parks to streamline service operations.

3 Key Service Goals for 2013/14

Goal for 2013/14	Target Date	Progress	Concerns / delays and risks, and actions to address
Prepare for major downsizing of mechanical fleet	Aug 2013		
Fully implement routing in mechanical sweeping in Bradford East	Dec 2013		

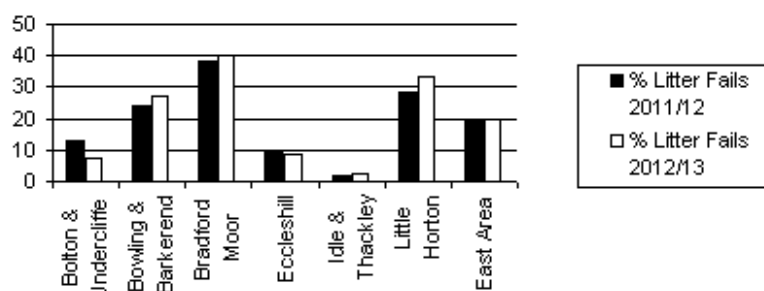
Goal for 2013/14	Target Date	Progress	Concerns / delays and risks, and actions to address
To Plan all central reservation and by-pass cleaning and set up in-house Traffic Management Team for Street Scene e.g. for central reservation work	Apr 2013	Achieved	
To plan and route all minor islands and introduce multi tasking teams.	Sept 2013		
Drill down performance management information to the workforce.	Aug 2013		
Review all risk assessments and procedures and train with staff.	Apr 2014		
Utilise Probation teams in priority areas.	N/A		
Continue to recycle mechanical sweeping waste.	Ongoing		
Initiate closer links with Police, Fire Service, BCHAT, Probation Service and Health Trust through WOTS to achieve a Cleaner, Greener, Safer Community strategy.	Ongoing		
To ensure close contact with City Centre Managers.	Ongoing		
Maintain current service levels for litter, detritus, graffiti, fly tipping and fly posting	Ongoing		
Ensure clear strategy is in place to deploy resources for the grass cutting season in conjunction with Parks in terms of before and after 'cutting'.	March 2013		
Ensure all relevant arrangements are undertaken for Britain in Bloom	June 2013		
Ensure wards are programmed to the NI survey.	April 2013		

Goal for 2013/14	Target Date	Progress	Concerns / delays and risks, and actions to address
	June 2013		

PERFORMANCE MONITORING AND REQUESTS FOR SERVICE

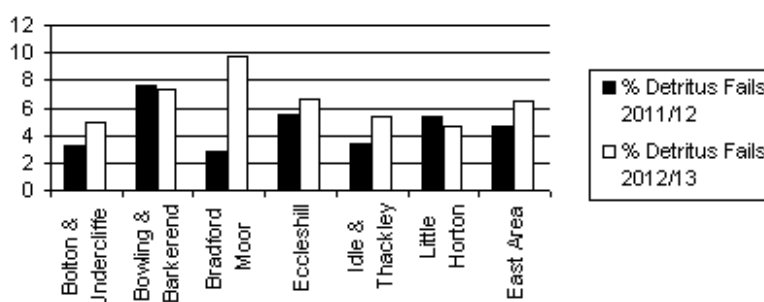
Litter Fails

Ward	% Litter Fails 2011/12	% Litter Fails 2012/13
Bolton & Undercliffe	13	8
Bowling & Barkerend	24	27
Bradford Moor	38	40
Eccleshill	10	9
Idle & Thackley	2	2
Little Horton	28	33
East Area	19	20



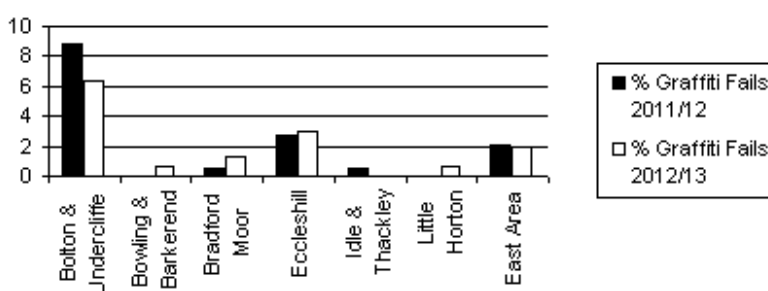
Detritus Fails

Ward	% Detritus Fails 2011/12	% Detritus Fails 2012/13
Bolton & Undercliffe	3	5
Bowling & Barkerend	8	7
Bradford Moor	3	10
Eccleshill	6	7
Idle & Thackley	3	5
Little Horton	5	5
East Area	5	6



Graffiti Fails

Ward	% Graffiti Fails 2011/12	% Graffiti Fails 2012/13
Bolton & Undercliffe	9	6
Bowling & Barkerend	0	1
Bradford Moor	1	1
Eccleshill	3	3
Idle & Thackley	1	0
Little Horton	0	1
East Area	2	2



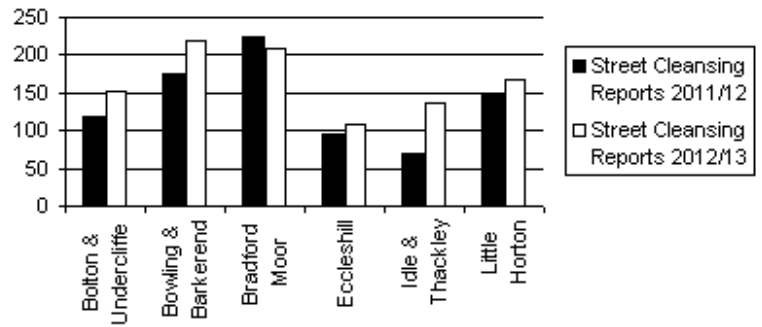
Fly Posting Fails

Ward	% Fly Posting Fails 2011/12	% Fly Posting Fails 2012/13
Bolton & Undercliffe	1	0
Bowling & Barkerend	0	0
Bradford Moor	1	0
Eccleshill	0	0
Idle & Thackley	0	0

Little Horton	0	0
East Area	0	0

Street Cleansing Reports

Ward	Street Cleansing Reports 2011/12	Street Cleansing Reports 2012/13
Bolton & Undercliffe	119	151
Bowling & Barkerend	175	220
Bradford Moor	224	209
Eccleshill	95	109
Idle & Thackley	70	136
Little Horton	148	167
East Area	831	992



Fly Tipping Reports

Ward	Fly Tipping Reports 2011/12	Fly Tipping Reports 2012/13
Bolton & Undercliffe	97	129
Bowling & Barkerend	286	298
Bradford Moor	265	291
Eccleshill	136	113
Idle & Thackley	78	79
Little Horton	267	333
East Area	1,129	1,243

